

 Sarah Bush Lincoln

# 2024 Community Health Needs Assessment



Sarah Bush Lincoln  
2024 Community Health Needs Assessment  
Table of Contents

[Introduction](#) ..... 3

[Description of the Organization](#) ..... 4

[Mission, Vision and Values](#) ..... 5

[Service Area](#) ..... 6

[Current Community Benefit Programs](#) ..... 7

[Evaluation of Prior Implementation Strategy](#) ..... 10

[Patients Served](#) ..... 13

[Community Demographics](#) ..... 15

[Socioeconomic Characteristics](#) ..... 22

[Health Status](#) ..... 29

[Health Risk Behaviors](#) ..... 32

[Health Prevention](#) ..... 35

[Health Conditions](#) ..... 39

[Access to Health Care](#) ..... 44

[Community Resources](#) ..... 47

[Environment and Safety](#) ..... 53

[Methodology and Overall Results](#) ..... 56

[Implementation Strategy](#) ..... 57

[Summary of Survey Results](#) ..... 58

[Survey Results by County](#) ..... 60

[Acknowledgements](#) ..... 81



# Sarah Bush Lincoln

## 2024 Community Health Needs Assessment

### Introduction

Sarah Bush Lincoln (SBL), as a tax-exempt hospital system, must conduct a community health needs assessment (CHNA) every three years, as outlined by the Affordable Care Act and the Internal Revenue Code (IRC) Section 501(R). SBL is also required to adopt an implementation strategy to meet the community health needs identified through the CHNA.

As part of the CHNA, Sarah Bush Lincoln must:

1. Define the community it serves
2. Assess the health needs of the community
3. Solicit and take into account input received from persons who represent the broad interests of the community
4. Document the CHNA in a written report
5. Make the CHNA report widely available to the public

The following report is a summary of information collected in 2024 by:

1. Soliciting input from community members via an online survey made available to the public via the hospital's social media accounts and website
2. Soliciting input from SBL employees and employees of area service agencies who have working relationships with SBL's Healthy Communities programs
3. Holding community meetings that were advertised and open to the public in each of the ten counties in SBL's service area to better understand the needs identified
4. Collecting responses to questions via community boards placed in public locations in its service area
5. Collecting data via various reputable online resources such as the U.S. Census Bureau, County Health Rankings and the U.S. Centers for Disease Control and Prevention (CDC)

Sarah Bush Lincoln aligns its community health needs assessment with its triennial strategic planning process and uses the information to consider and address current community health needs in its strategic plan for the next three years.





## Sarah Bush Lincoln

### 2024 Community Health Needs Assessment

#### Description of the Organization

Sarah Bush Lincoln (SBL) is a two-hospital system in east central Illinois. The main hospital, Sarah Bush Lincoln Health Center (SBLHC), opened its doors in 1977 to provide exceptional health care close to home for area residents. SBLHC is a 165-bed not-for-profit, rural community hospital, tax-exempt under 501(c)3 and governed by a community-based Board of Directors. SBL also owns and operates Sarah Bush Lincoln Fayette County Hospital (SBLFCH), a 25-bed critical access hospital located in Vandalia, Illinois. SBLFCH primarily serves the inpatient, outpatient and emergency health needs of residents of Fayette County, which is within SBL's 10-county service area.

SBLHC and SBLFCH are both accredited by The Joint Commission, the nation's oldest and largest standards-setting and accrediting body in healthcare. SBLHC has received numerous awards, including the Magnet Recognition Designation, the highest and most prestigious distinction a healthcare organization can receive for nursing practice and quality patient care. SBLHC was named a High Performing Hospital by the U.S. News and World Report for five areas of care - heart failure, chronic obstructive pulmonary disease (COPD), pneumonia, hip fracture and back surgery (spinal fusion) and also received the 2025 Women's Choice Awards for Best Hospital in both Orthopedics and Outpatient Experience.

Sarah Bush Lincoln Health Center is one of four corporations organized under the not-for-profit parent corporation of Sarah Bush Lincoln Health System (SBLHS.) The other corporations are Sarah Bush Lincoln Health Foundation (SBLHF), which serves as the fundraising arm of the organization to generate philanthropic support for programs and services; Sarah Bush Lincoln Captive Insurance, Ltd., a wholly owned subsidiary providing primary general and professional liability coverage to SBLHS; and SBL Accountable Care Organization.



# Sarah Bush Lincoln

## 2024 Community Health Needs Assessment

### Mission, Vision and Values

#### Mission Statement

Sarah Bush Lincoln will provide exceptional care for all and create healthy communities.

#### Vision Statement

Sarah Bush Lincoln will be the leading community health system in the nation.

#### Our Values

As members of the Sarah Bush Lincoln Health System, we commit to the following values:

**Integrity** To be honest, trustworthy and consistent in our words and actions.

**Respect** To recognize the intrinsic value and dignity of all individuals.

**Compassion** To respond to the feelings and needs of each person with kindness, concern and empathy.

**Excellence** To hold ourselves to the highest standards in all we do.

**Leadership** To envision possibilities, seek opportunities, advocate and act to meet community needs.

**Stewardship** To hold ourselves accountable for the responsible use of resources.

**Innovation** To think and act in new ways to achieve greatness.

**Partnership** To learn from and work with our community through collaboration and cooperation.



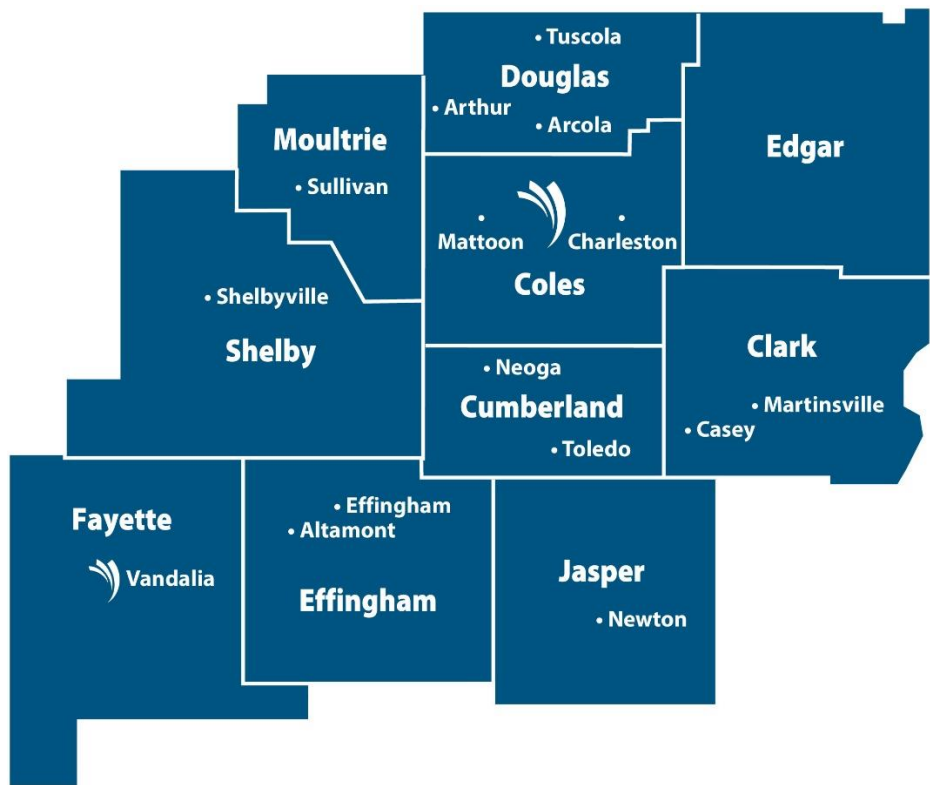
Sarah Bush Lincoln  
2024 Community Health Needs Assessment  
Service Area

Sarah Bush Lincoln Health Center is located between Charleston and Mattoon in Coles County, which is its primary service area. The secondary service area includes an additional nine counties: Clark, Cumberland, Douglas, Edgar, Effingham, Fayette, Jasper, Moultrie and Shelby.

Home health and hospice services cover an expanded region of five and ten additional counties, respectively. SBL operates provider clinics in Altamont, Arcola, Arthur, Casey, Charleston, Effingham, Martinsville, Mattoon, Neoga, Newton, Shelbyville, Sullivan, Toledo and Tuscola.

Sarah Bush Lincoln Fayette County Hospital is located in Vandalia and primarily serves the residents of Fayette County. It also operates provider clinics in Vandalia.

In accordance with its mission to provide exceptional care to all, Sarah Bush Lincoln provides care and resources to those who live in SBL’s service area, regardless of their race, creed, sex, national origin, handicap, age or ability to pay.



## **Sarah Bush Lincoln**

### **2024 Community Health Needs Assessment**

#### **Current Community Benefit Programs**

##### **Behavioral Health Services**

SBL is one of few hospitals in east central and southern Illinois that provides inpatient adult acute mental health services, with approximately 900 admissions per year.

SBL also provides outpatient psychiatric evaluation and follow-up services to children, adolescents and adults struggling with mental illness and behavioral disturbances. SBL's Employee Assistance Program (EAP) provides counseling and psychoeducational support to employees and to household family members of organizations that contract with SBL for these services. Workshops, trainings and crisis debriefings are provided by EAP in workplace settings such as schools, healthcare, first responder or industrial sites.

In FY23, Sarah Bush Lincoln began its Integrated Behavioral Health (IBH) program, which provides consultation services to primary care providers who want to manage their patients' mental health needs in their offices. IBH staff provide chart reviews, focused patient assessments, psychological evaluations and treatment recommendations for patients enrolled in these services.

SBL Behavioral Health Services staff consists of psychiatrists, psychiatric nurse practitioners, licensed social workers and counselors, along with support from clinical and office staff. SBL provides inpatient and outpatient psychiatric services to east central Illinois as part of our mission to provide exceptional care for all and create healthy communities.

##### **Peace Meal Senior Nutrition Program**

The mission of Peace Meal is to provide quality meals for healthier lives. SBL's Peace Meal program helps seniors improve their nutrition, sustain their independence and enhance their quality of life by providing meals, fellowship and connections to other needed services. Through the provision of a balanced meal, nutrition education, daily contact with staff and referrals to other services, Peace Meal eases the impact of malnutrition and food insecurity among the aged population and provides a more stable nutritional foundation for the health and independence of its clients.

Peace Meal provides nutrition services throughout Clark, Coles, Cumberland, Douglas, Edgar, Moultrie and Shelby Counties. An average of over 900 meals per day are served, providing meals to almost 2,000 clients each year. SBL provides approximately 230,000 meals to residents in its service area each year.





## Sarah Bush Lincoln

### 2024 Community Health Needs Assessment

#### Current Community Benefit Programs

##### Dental Services and Mobile Dental Clinic

Sarah Bush Lincoln Dental Services is a collaborative community effort that provides dental care at no cost to families who qualify. Patients must be between the ages of 0-18, qualify for Illinois Medicaid and live within SBL's service area.

SBL Dental staff consists of one full-time dentist, public health dental hygienists, dental assistants and clerical staff, as well as 14 volunteer and partnering dentists who provide dental services to patients whose needs are beyond the scope of the program.

The program reaches over 3,500 children in SBL's service area, providing diagnostic, preventive, restorative and surgical dental care as well as oral health education. In an effort to remove transportation barriers, the SBL Dental program visits approximately 70 schools with the Mobile Dental Clinic, where dental screenings and preventative services are performed. Follow up treatment is completed at the Fixed Site Dental Clinic in Mattoon, which serves as a comprehensive dental home to patients.



##### Healthy Kids Education

SBL's Healthy Kids Education program focuses on encouraging and supporting healthy lifestyle choices for children and families. Programs offered through Healthy Communities include:

- 5-2-1-0 Curriculum
- KickStart Mobile
- Healthy Kids Running and Reading Club
- Teen Cooking Classes
- Parent & Child Cooking Classes
- Annual Races for All Paces

For more information on the programs above, please visit:

[Healthy Communities](#) | [Sarah Bush Lincoln](#)

##### Community Online Research Directory (CORD)

CORD is a comprehensive database stocked with current information about agencies and programs offering services that focus on physical, mental, emotional and social needs. [Search CORD](#) | [Sarah Bush Lincoln](#)



## Sarah Bush Lincoln

### 2024 Community Health Needs Assessment

#### Current Community Benefit Programs

##### Center for Healthy Living

Sarah Bush Lincoln opened the Center for Healthy Living in 2015 to achieve the following goals for patients with chronic conditions and those who desire to establish healthy lifestyle behaviors:

- Enhance quality of life
- Manage chronic conditions
- Prevent avoidable hospitalizations
- Delay onset or reoccurrence of symptoms
- Support and help achieve individual goals
- Behavior modification
- Achieve a consistent fitness program
- Transition to a long-term community-based exercise program, including a YMCA membership at the Center for Healthy Living

Regular exercise is fundamental in chronic illness management, weight loss and overall health maintenance. It boosts immune systems, relieves stress, helps regulate blood pressure, cholesterol and blood sugar, increases lung capacity and metabolism and a whole host of other benefits.

Through the 3-month Healthy Living Medical Exercise program, participants receive a custom-designed exercise and lifestyle program to help them achieve their goals and manage chronic illness. The exercise program is tailored to their limitations and goals, with options and tools to make meaningful, positive changes. The overarching goal is to instill lifelong healthy behaviors that foster independence and encourage participants to transition to a long-term community-based exercise program.



## Sarah Bush Lincoln

### 2024 Community Health Needs Assessment

#### Evaluation of Prior Implementation Strategy

As part of the Community Health Needs Assessment, hospitals are required to provide an evaluation of the impact of the actions taken to address significant health needs that were identified in the immediately preceding CHNA. SBL's previous CHNA was conducted in 2021 with the implementation strategy covering fiscal years ending June 30, 2023 – June 30, 2025 (FY23-FY25). Based on the actions and results summarized below, SBL has met their goals for each strategy listed.

#### Priority 1: Maximize Access to Care

##### Goal 1: Expand access to mental health services

###### Strategies

- A. Implement integrated behavioral health in SBL primary care clinics
- B. Evaluate ways to address substance abuse issues associated with mental health

###### Actions and Results: Goal met

Sarah Bush Lincoln implemented its integrated behavioral health program in FY23. Since then, it has nearly tripled its initial annual visit volume. The program has been rolled out to all SBL primary care providers.

To address substance abuse issues, SBL collaborates with Gateway Hospitals, a group of rehab facilities that provide detox and rehab services for those with or without a co-existing mental health disorder. Gateway has a grant-funded program that allows them to deploy staff to community hospitals to assist patients who might benefit from their services. SBL also established a referral process with Hour House, located

in Charleston, which provides residential and outpatient substance abuse services in east central Illinois.

##### Goal 2: Improve patient access and service through the use of technology and other means

###### Strategies

- A. Evaluate expanding access through same day service and extended hours in clinic and outpatient settings
- B. Continue to evaluate and leverage telemedicine offerings to adapt to community and organizational needs

###### Actions and Results: Goal met

Sarah Bush Lincoln has five walk-in clinics located in Mattoon, Charleston, Effingham, Tuscola and Vandalia. The clinics are open 7 days a week, 7 am to 7 pm Monday – Friday and 7 am to 3 pm on Saturday and Sunday (Vandalia weekend hours are 8 am – 4 pm). In addition, some SBL providers offer appointments outside normal business hours.

SBL has several providers who offer telehealth visits for patients who have transportation issues or are not able to travel due to health issues. In addition, SBL partners with specialty care providers who deliver services via telehealth as needed for high-acuity patients who are hospitalized.

In FY24, Sarah Bush Lincoln added an action plan to improve digital access for patients wishing to schedule appointments with SBL providers. SBL implemented a self-scheduling system in January 2025, which allows patients to schedule appointments with their primary care provider online, at their convenience. Work to implement self-scheduling for other services is ongoing.

## Sarah Bush Lincoln

### 2024 Community Health Needs Assessment

### Evaluation of Prior Implementation Strategy

#### Goal 3: Expand access to care for underserved populations

##### Strategies

- A. Recruit physician specialists to grow current and establish new service lines
- B. Evaluate and implement new services and programs to address obesity and chronic disease, such as bariatrics and a heart failure program
- C. Update medical staff development plan that will guide provider recruitment to meet the needs of the community

##### Actions and Results: Goal met

Sarah Bush Lincoln has been very successful in recruiting additional physicians and advanced practice providers to deliver medical care in its service area. Between FY23-FY25, SBL increased the size of its employed medical staff by 33%. This provides greater access to quality healthcare for more patients, close to home.

Sarah Bush Lincoln began offering bariatric services in FY23. Since that time, SBL surgeons have performed over 100 bariatric surgeries. In FY25, SBL launched an outpatient Congestive Heart Failure (CHF) clinic and has improved post-hospital discharge follow-up access in order to see patients more timely after a CHF exacerbation. These and other actions during the FY23-FY25 time period have resulted in SBL CHF readmission rates that are better than the state and national rates.

Sarah Bush Lincoln updated its medical staff development plan in FY25. The plan identified current and projected levels of medical providers

needed throughout SBL's service area and is used to support provider recruitment efforts. The plan will be updated on an ongoing basis.

#### Priority 2: Address Social Determinants of Health

##### Goal 1: Promote economic stability to address social determinants of health in SBL communities

##### Strategies

- A. Participate in and support programs that promote economic development in SBL communities

##### Actions and Results: Goal met

Sarah Bush Lincoln is proud to support economic growth and long-term stability in the communities it serves. During FY23-FY25, SBL joined Rural King and other local businesses and organizations in the development of Emerald Acres, a 150-acre development featuring indoor and outdoor sport facilities and new retail stores, restaurants and hotels which are projected to generate \$24 million in direct spending annually.

Each year, Sarah Bush Lincoln supports community organizations that serve residents, strengthen local businesses, and drive local economic growth. In addition, Sarah Bush Lincoln supports economic stability by being the largest employer in its service area, employing over 3,400 people.



## Sarah Bush Lincoln

### 2024 Community Health Needs Assessment

### Evaluation of Prior Implementation Strategy

#### Goal 2: Sustain existing SBL programs that address social determinants of health

##### Strategies

- A. Provide access to healthy food options for seniors through the Peace Meal program
- B. Provide dental care to children at no cost to families who qualify
- C. Provide a 120-day program through the Center for Healthy Living for participants to receive a custom-designed exercise and lifestyle modification program

##### Actions and Results: Goal met

For many years, Sarah Bush Lincoln has provided programs that address social determinants of health for people in its communities.

SBL's Peace Meal senior nutrition program improves the nutritional status of older adults through providing meals, nutrition assessments and education and information about other community services that support their well-being. Between FY23-FY25, SBL provided almost 670,000 meals to clients in its service area through home-delivered meals and congregate sites, a 28% increase over the previous 3-year period. In addition to providing meals, Peace Meal staff and volunteers offer social interactions and daily safety checks to many seniors who live alone. While donations are accepted, participants are not turned away based on an inability to donate.

In the late 1990s, SBL partnered with community members to identify unmet health needs in its service area. Dental care for children with Medicaid was identified as one of the largest needs. As a result, SBL began its dental program and has provided services for over 20 years.

Between FY23-FY25, the SBL Dental Program served an average of 3,500 patients annually, and provided over 20,000 visits in total. During the 2023-2024 school year, SBL Dental Services provided services to children in 62 schools throughout SBL's service area via its mobile dental clinic and portable dental equipment. Organizations that partner with SBL Dental Services include elementary and secondary schools, local health departments, the Regional Office of Education #11, Lake Land College and other vital community partners.

The Center for Healthy Living (CFHL) staff includes exercise specialists and a dietitian who provide personal training services and health and nutrition coaching. It is also a fitness center open to SBL employees and YMCA community members who elect to use the CFHL location. During the FY23-FY25 period, the CFHL experienced growth in its services:

- A 30% increase in member check-ins
- A 31% increase in total memberships
- A 41% increase in YMCA members choosing to use its facility
- A 78% increase in medical exercise program completions
- A 229% increase in personal training sessions

Sarah Bush Lincoln  
2024 Community Health Needs Assessment  
Hospital Discharges

Sarah Bush Lincoln Health Center is located in Coles County in east-central Illinois, between the cities of Mattoon and Charleston. The total population in its 10-county service area is estimated at 207,784 people in 2024.

SBL is the single largest provider of acute care services in its 10-county service area. Other hospitals in the service area include St. Anthony’s Hospital in Effingham County, Horizon Health in Edgar County, Good Shepherd Hospital in Shelby County and Sarah Bush Lincoln Fayette County Hospital in Vandalia.

The majority of SBL’s hospital discharges come from Coles County, which is SBL’s primary service area. The breakout of hospital discharges by the patient’s county of residence is shown in the table in the next column.

Hospital discharges by zip code are shown in the column on the far right. Over 26% of SBL’s hospital patients come from Mattoon while almost 21% of its patients come from Charleston.

*Note: Includes inpatient and observation patient hospital visits*

*Source: SBL internal reports*

2024 Hospital Discharges  
by Patient County of Residence

Coles	51.2%
Moultrie	7.7%
Cumberland	7.3%
Douglas	6.2%
Shelby	5.8%
Clark	5.4%
Effingham	4.2%
Edgar	2.3%
Jasper	2.1%
Fayette	1.6%
Other	6.1%
Total	100.0%

2024 Hospital Discharges  
Top 20 Zip Codes  
Patient County of Residence

Mattoon	26.4%
Charleston	20.8%
Sullivan	4.3%
Casey	3.1%
Arcola	2.7%
Greenup	2.6%
Effingham	2.3%
Neoga	2.2%
Shelbyville	2.2%
Toledo	2.1%
Tuscola	2.0%
Arthur	1.9%
Windsor	1.6%
Newton	1.4%
Paris	1.2%
Oakland	1.1%
Ashmore	1.1%
Lerna	1.1%
Martinsville	0.8%
Kansas	0.8%
Other	18.4%
Total	100.0%

Sarah Bush Lincoln  
2024 Community Health Needs Assessment  
Outpatient Visits

Sarah Bush Lincoln provides the vast majority of its services on an outpatient basis. In fact, in 2024, approximately 97% of patient encounters at SBL were outpatient visits.

Almost 40% of outpatient visits in 2024 came from Coles County. SBL also has a large outpatient presence in Effingham County, with several primary care and specialty care clinics. Over 12% of SBL’s outpatient visits are from Effingham County.

The breakout of outpatient visits by the patient’s county of residence is displayed in the table in the next column. Outpatient visits by zip code are displayed in the column on the far right.

2024 Outpatient Visits  
by Patient County of Residence

Coles	39.4%
Effingham	12.2%
Cumberland	7.2%
Shelby	7.0%
Moultrie	6.4%
Clark	6.1%
Douglas	5.5%
Fayette	4.1%
Jasper	3.5%
Edgar	1.7%
Other	7.0%
Total	100.0%

2024 Outpatient Visits  
Top 20 Zip Codes  
Patient County of Residence

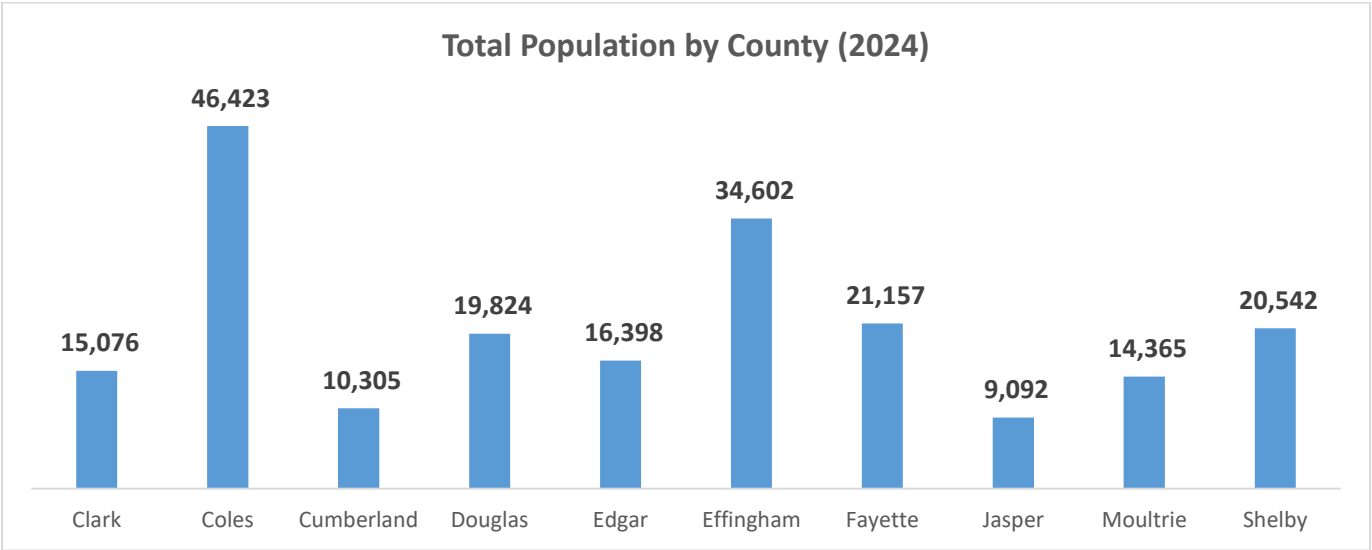
Mattoon	20.1%
Charleston	15.8%
Effingham	6.8%
Sullivan	3.7%
Shelbyville	3.0%
Casey	2.8%
Altamont	2.5%
Arcola	2.4%
Greenup	2.3%
Newton	2.2%
Neoga	2.2%
Toledo	2.1%
Tuscola	1.8%
Windsor	1.4%
Arthur	1.4%
Martinsville	1.2%
Marshall	1.1%
Saint Elmo	1.1%
Lerna	1.0%
Teutopolis	1.0%
Other	24.4%
Total	100.0%

Source: SBL internal reports



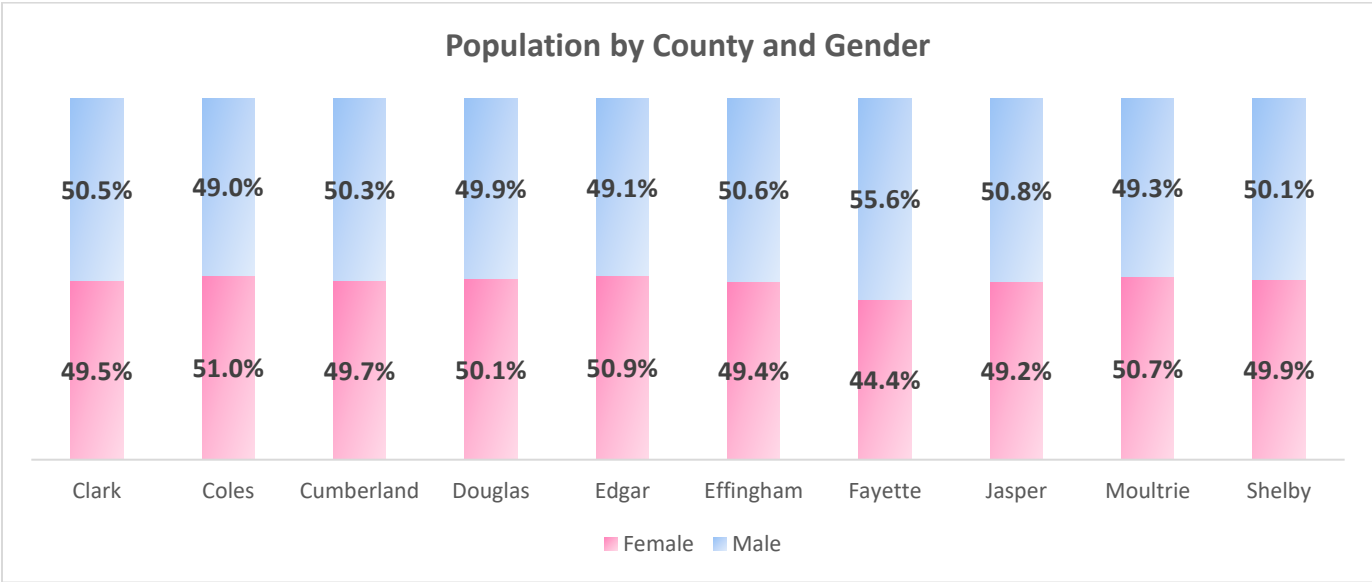
Sarah Bush Lincoln 2024 Community Health Needs Assessment

Community Demographics: Population by County and Gender



The US Census Bureau estimated the 2024 population for SBL’s 10-county service area at 207,784 people.

Coles and Effingham Counties have the largest populations. The other eight counties in SBL’s service area have populations that are generally in the range of 10,000-20,000 people.



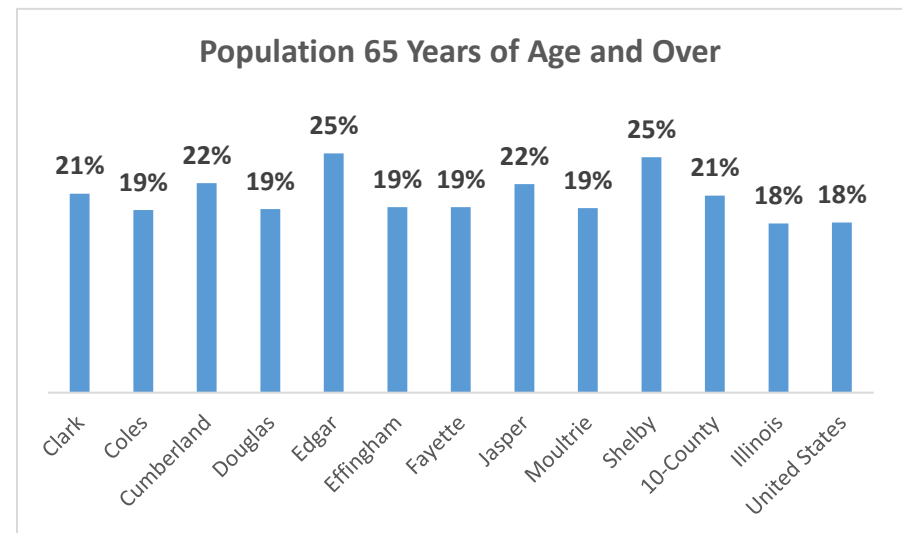
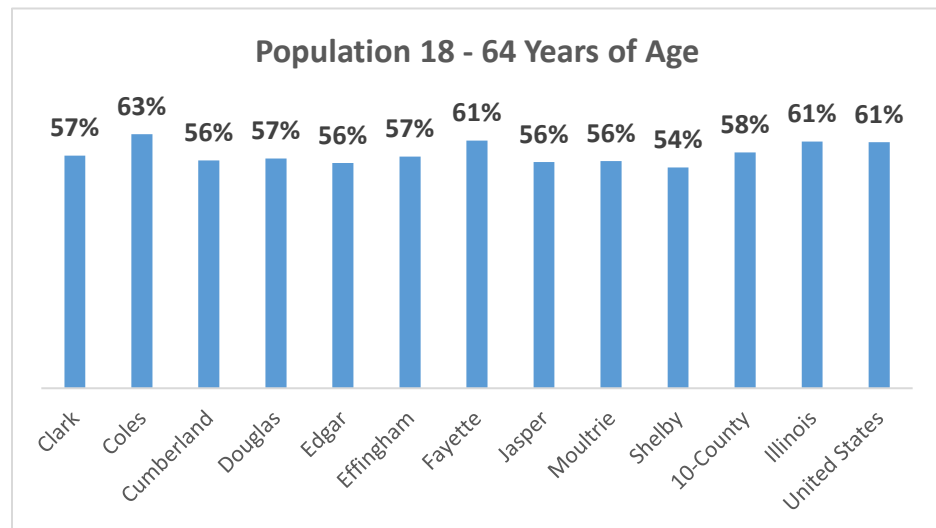
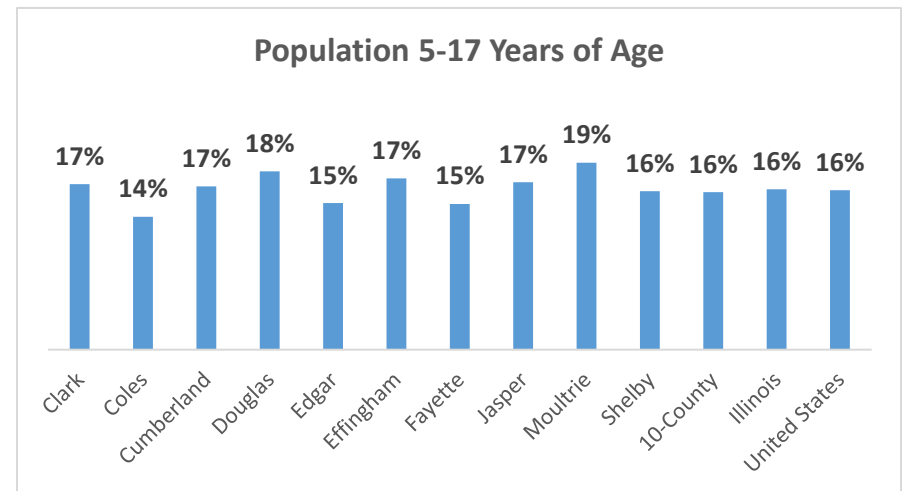
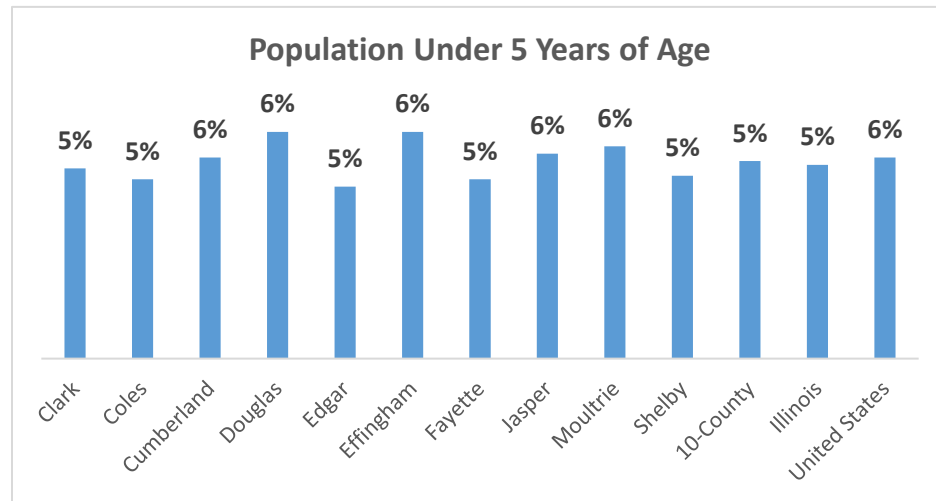
Population by gender is fairly evenly distributed in each county of SBL’s service area with the exception of Fayette County, which has a larger male population (55%) to female population (45%).

Source: US Census QuickFacts

## Sarah Bush Lincoln 2024 Community Health Needs Assessment

### Community Demographics: Population by Age Group

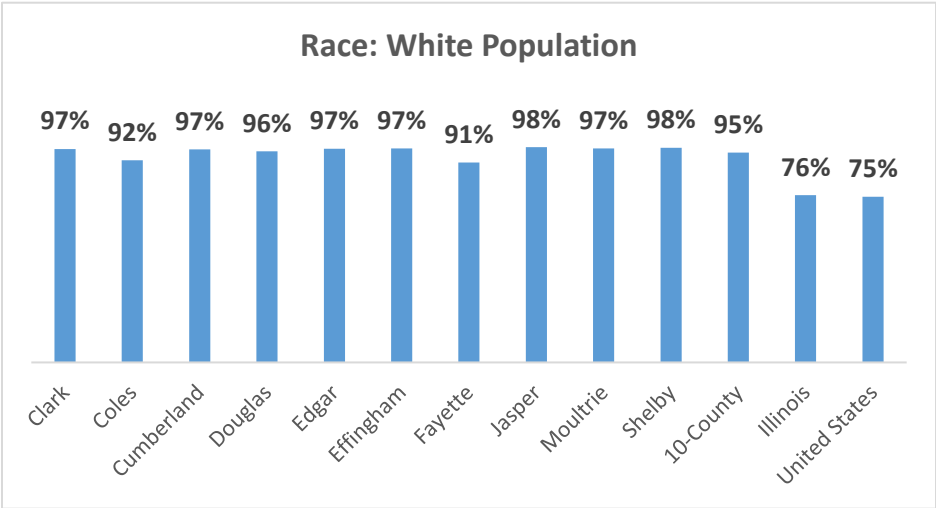
On average, the counties in SBL's service area are comprised of 5% pre-school aged children, 17% school-aged children, 57% working-age adults and 21% adults ages 65 and older. Each of the four population segments has different healthcare needs.



Source: US Census QuickFacts

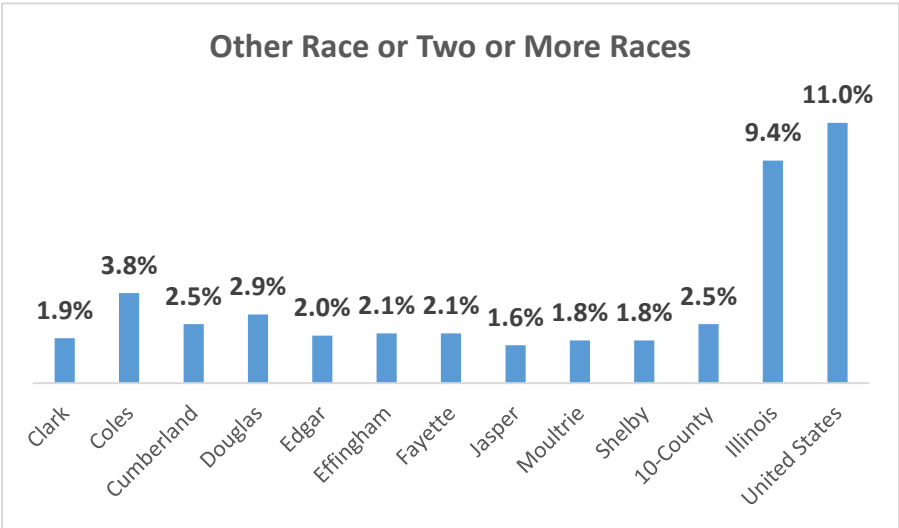
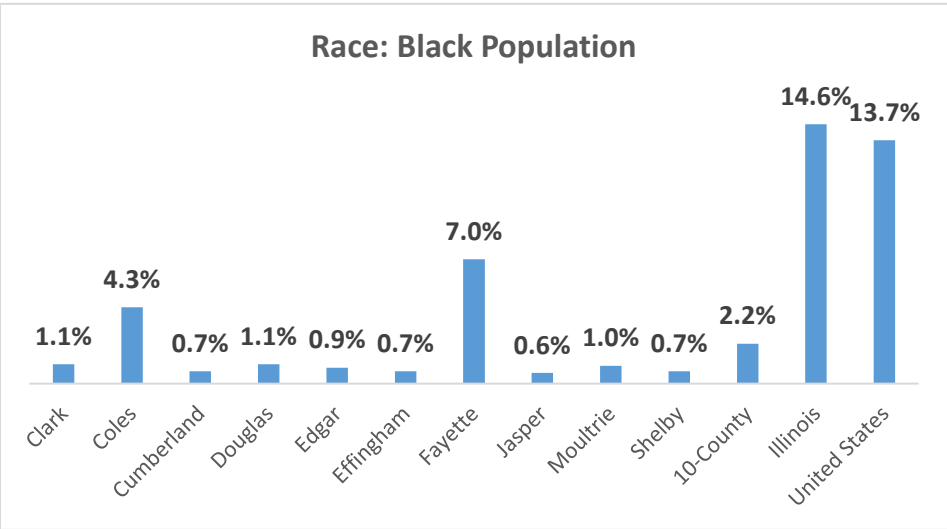
Sarah Bush Lincoln 2024 Community Health Needs Assessment

Community Demographics: Population by Race



The population in Sarah Bush Lincoln’s service area is predominantly white, significantly higher than the State and US rates. Coles and Fayette Counties are slightly more diverse, with a higher percentage of black population.

Race can influence health through key factors such as socioeconomic status, cultural beliefs and practices, access to healthcare, maternal and infant mortality, chronic disease and life expectancy.

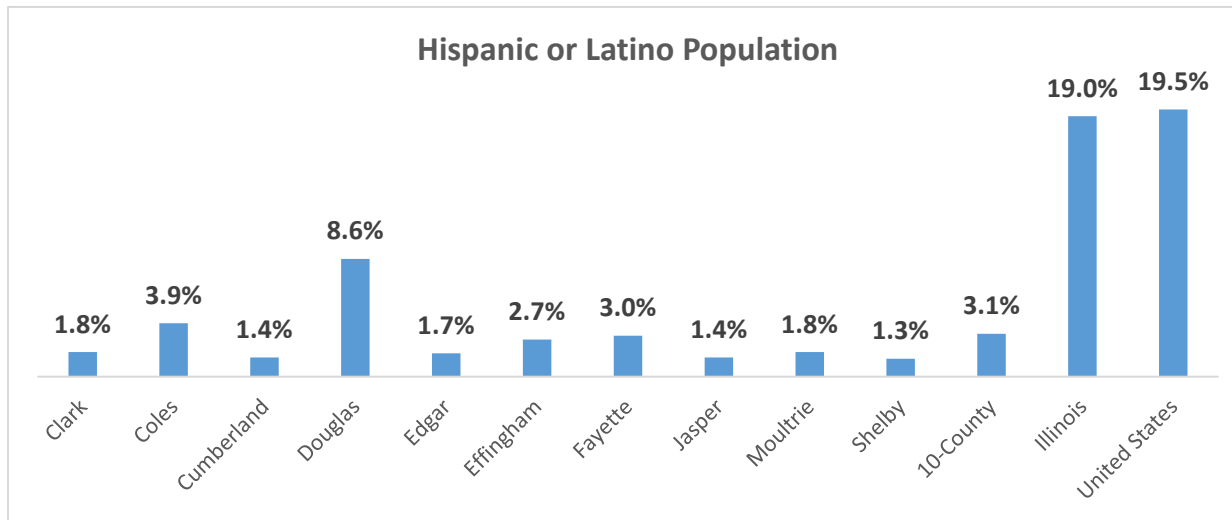


Source: US Census QuickFacts



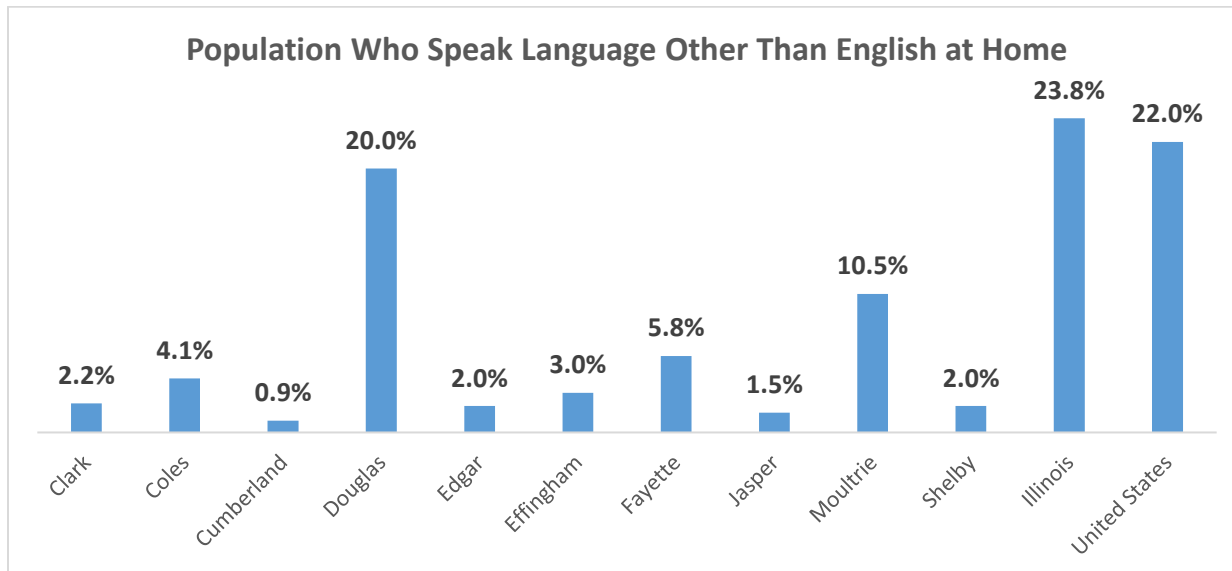
## Sarah Bush Lincoln 2024 Community Health Needs Assessment

### Community Demographics: Population by Ethnicity and Language Spoken at Home



The ethnicity of the population in Sarah Bush Lincoln's service area is predominantly non-Hispanic or Latino. Douglas County's Hispanic/ Latino population is about 3 times the average in SBL's service area, but still less than half of the State and US rates.

Similar to race, ethnicity can influence health through key factors such as socioeconomic status, access to healthcare, mortality rates and chronic disease.

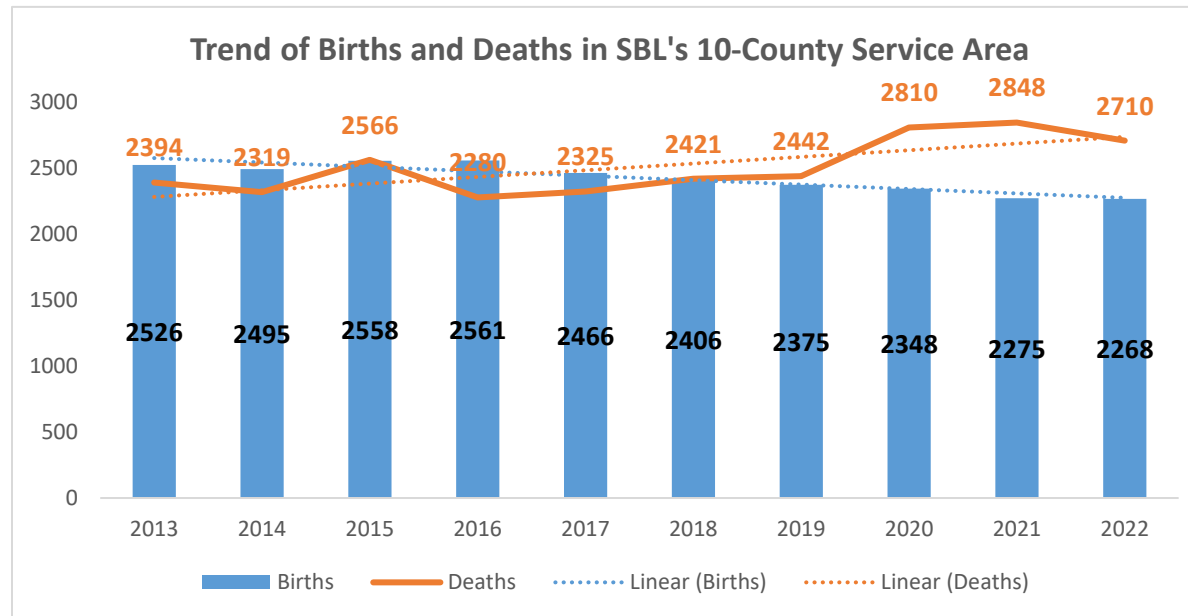


Douglas County also has the highest percentage of population who speak a language other than English at home, on par with the State and US rates. Moultrie County also has a much higher rate than average in SBL's service area. Language barriers can pose significant challenges in effective communication while providing healthcare.

Source: US Census QuickFacts

## Sarah Bush Lincoln 2024 Community Health Needs Assessment

### Community Demographics: Births and Deaths



Over the past 10 years, the number of births in Sarah Bush Lincoln's service area has declined by 10%.

While the number of deaths fluctuated between 2013-2019, deaths increased by 15% in 2020 and have remained at least 10% higher than the number of deaths in 2019.

A detailed breakout of births for each county in SBL's service area is below.

Several counties saw steady declines in the number of births throughout the 10-year period.

#### Births

	2013	2014	2015	2016	2017	2018	2019	2020	2021	2022	% Change 2013 - 2022
Clark	192	185	185	180	164	189	168	181	164	143	-26%
Coles	502	520	531	528	457	485	493	467	459	462	-8%
Cumberland	144	122	123	126	139	113	130	119	111	107	-26%
Douglas	262	238	292	252	275	236	263	264	254	257	-2%
Edgar	197	178	171	185	177	171	166	187	169	178	-10%
Effingham	422	434	472	453	494	453	432	428	436	448	6%
Fayette	247	250	240	265	242	225	230	238	210	224	-9%
Jasper	114	110	113	115	110	120	108	100	97	92	-19%
Moultrie	204	192	178	201	185	173	187	173	173	151	-26%
Shelby	242	266	253	256	223	241	198	191	202	206	-15%

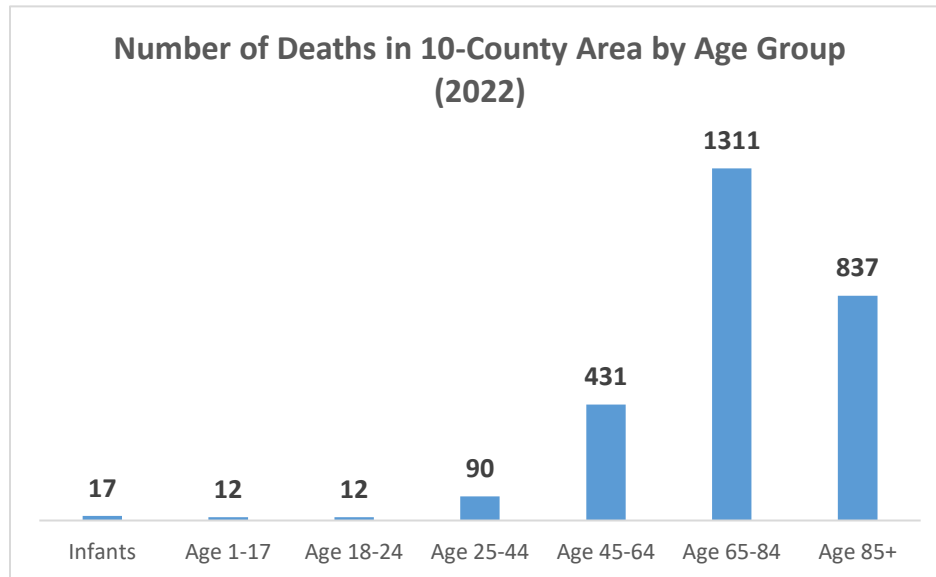
Source: Illinois Department of Public Health

## Sarah Bush Lincoln 2024 Community Health Needs Assessment

### Community Demographics: Deaths

#### Deaths

	2013	2014	2015	2016	2017	2018	2019	2020	2021	2022
Clark	205	223	209	178	185	205	204	228	235	217
Coles	521	465	558	524	464	520	528	623	596	588
Cumberland	104	114	125	109	127	111	111	133	157	125
Douglas	210	205	201	181	232	190	184	226	247	239
Edgar	261	226	254	227	228	235	246	287	278	254
Effingham	358	347	405	303	363	397	370	445	430	391
Fayette	218	194	255	223	227	230	226	273	244	275
Jasper	114	100	98	113	100	96	97	102	124	134
Moultrie	179	191	198	194	172	191	212	216	216	197
Shelby	224	254	263	228	227	246	264	277	321	290



The detailed breakout of deaths per county between 2013-2022 does not show the same steady trends as the number of births displays.

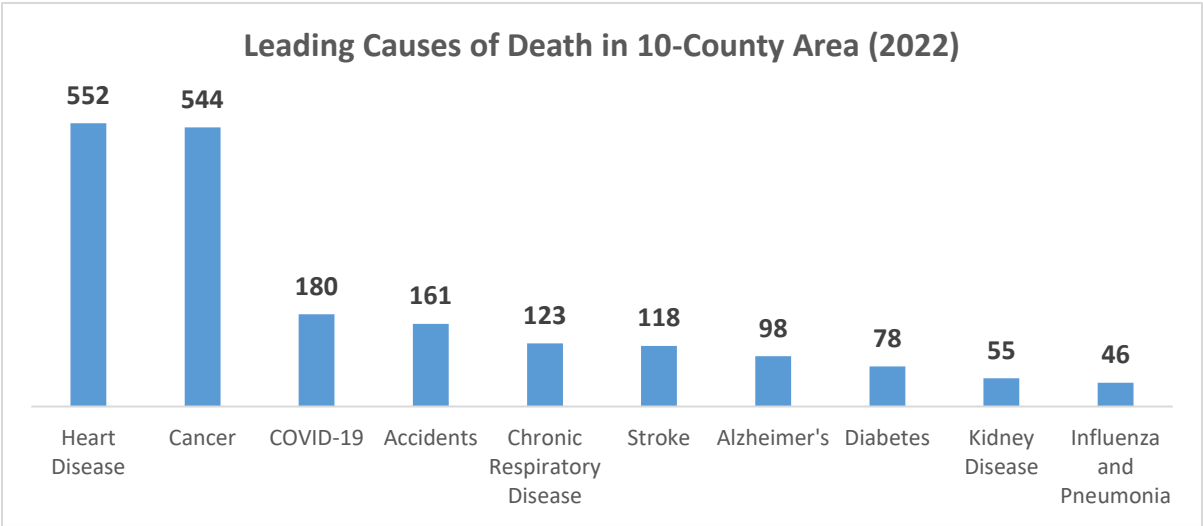
Looking at the number of deaths in 2022 in SBL's 10-county service area, 48% of deaths were people ages 65-84 and another 31% of deaths were people 85 years and older.

Source: Illinois Department of Public Health



Sarah Bush Lincoln 2024 Community Health Needs Assessment

Community Demographics: Leading Causes of Death



The leading causes of death in Sarah Bush Lincoln’s service area are heart disease and cancer, which together accounted for 40% of deaths in 2022.

The top 10 causes of death in 2022 are listed by county in the table below.

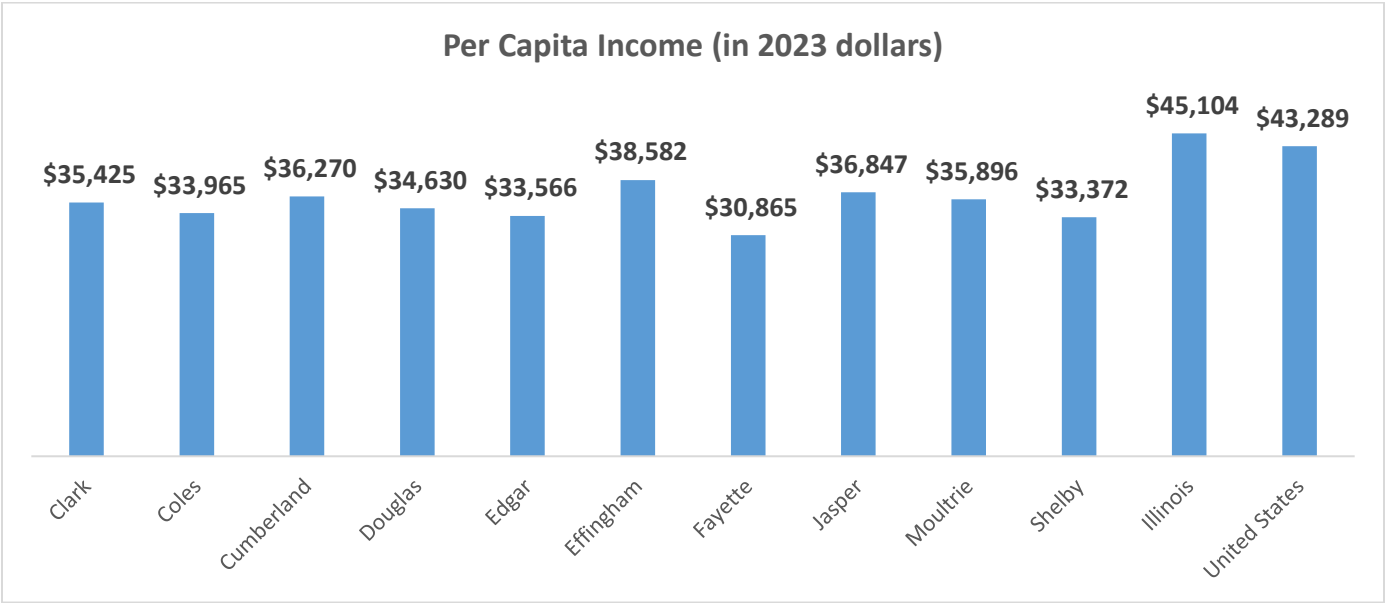
2022 Deaths by County by Cause

	Heart Disease	Cancer	COVID-19	Accidents	Chronic Respiratory Disease	Stroke	Alzheimer's	Diabetes	Kidney Disease	Influenza and Pneumonia
Clark	50	46	10	12	10	6	8	7	6	0
Coles	121	107	36	29	33	16	16	19	13	9
Cumberland	30	19	8	4	5	6	5	4	1	2
Douglas	42	50	18	17	8	18	11	3	3	8
Edgar	77	62	13	12	10	10	5	3	2	1
Effingham	59	77	28	16	16	15	24	22	9	7
Fayette	46	49	25	43	9	8	14	5	9	10
Jasper	27	31	6	6	10	9	5	3	2	3
Moultrie	41	36	11	9	8	10	3	8	3	2
Shelby	59	67	25	13	14	20	7	4	7	4
10-County	552	544	180	161	123	118	98	78	55	46

Source: Illinois Department of Public Health

Sarah Bush Lincoln 2024 Community Health Needs Assessment

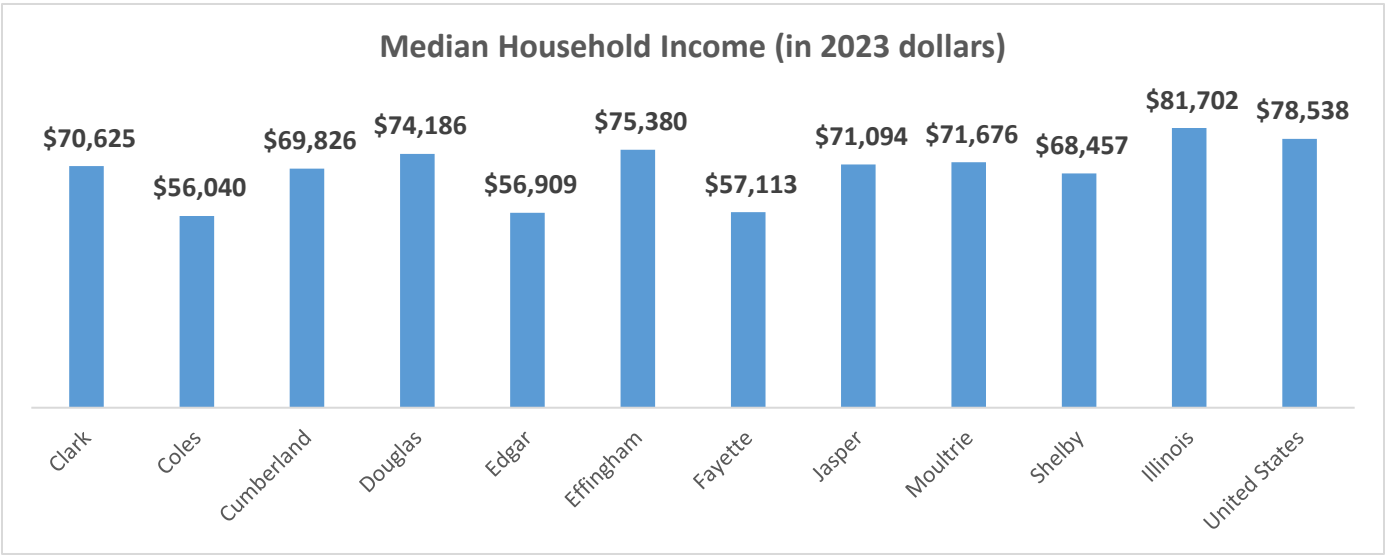
Socioeconomic Characteristics: Income



Per capita income in Sarah Bush Lincoln’s service area is lower than the State and US average.

Residents of Effingham County have the highest per capita income at \$38,582 annually (2023 dollars).

Residents of Fayette County have the lowest per capita income at \$30,865 annually (2023 dollars).



Likewise, the median household income in Sarah Bush Lincoln’s service area is lower than the State and US average.

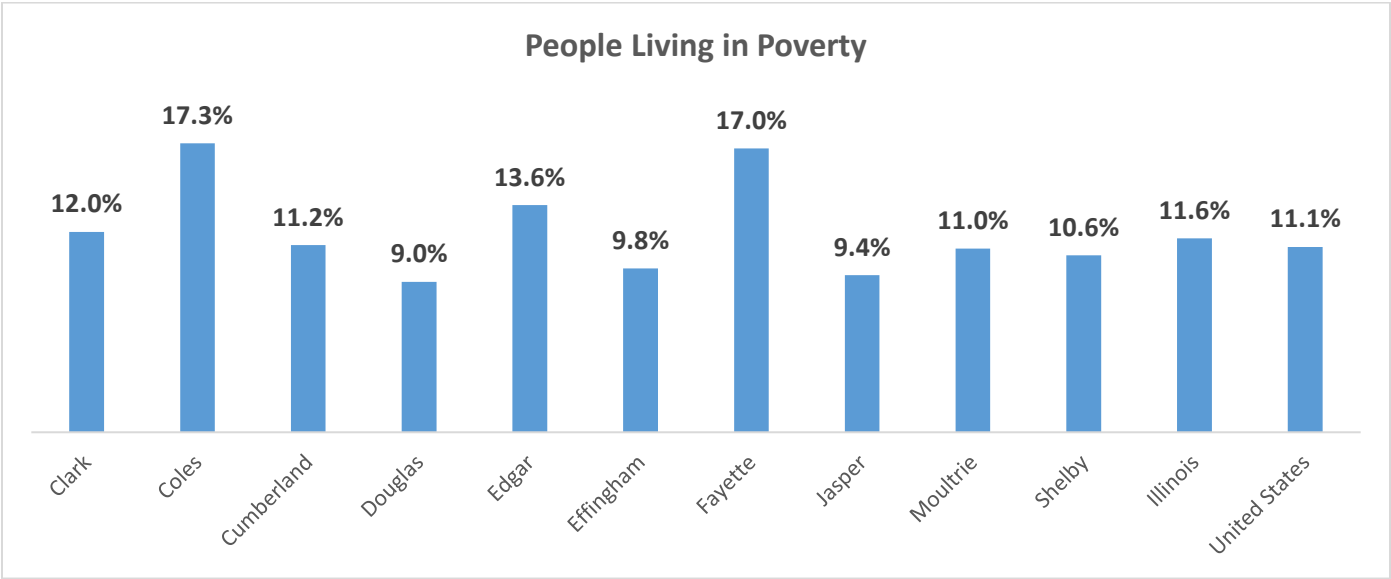
Residents of Effingham County have the highest median household income, over \$75,000 annually (2023 dollars).

Residents of Coles, Edgar and Fayette Counties have the lowest median household incomes, less than \$58,000 annually (2023 dollars).

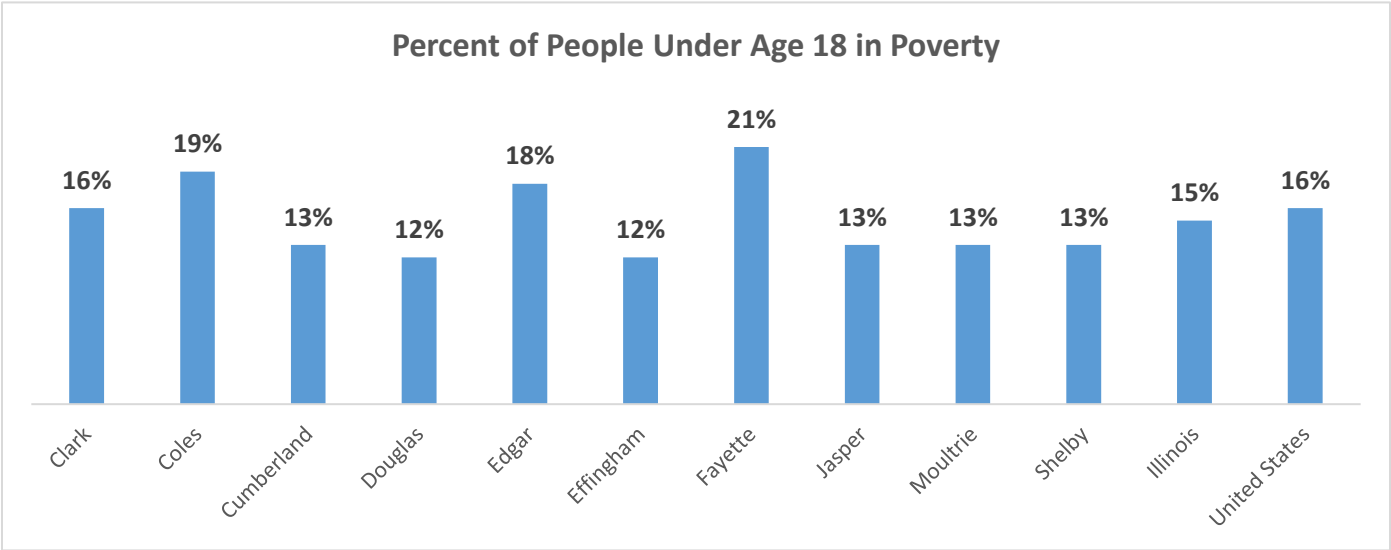
Source: US Census QuickFacts

Sarah Bush Lincoln 2024 Community Health Needs Assessment

Socioeconomic Characteristics: Poverty



The percent of the population living in poverty in Sarah Bush Lincoln’s service area ranges from a low of 9% in Douglas and Jasper Counties to a high of 17% in Coles and Fayette Counties.



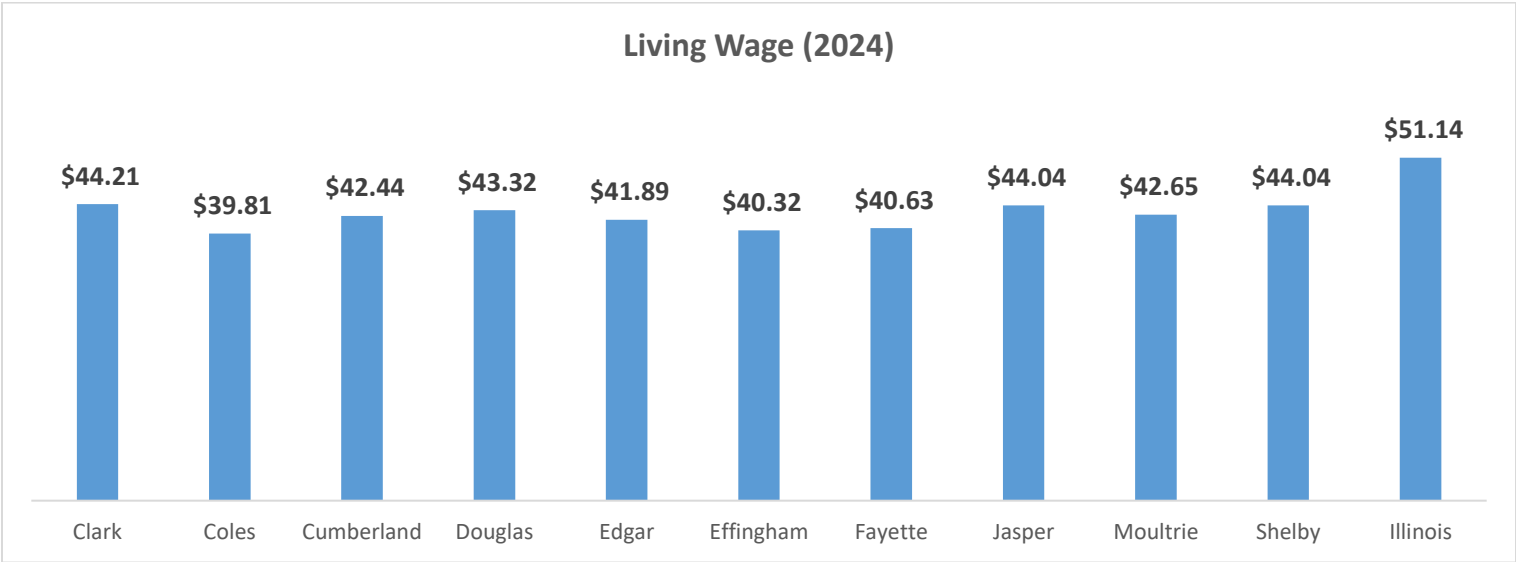
The percent of children under age 18 in poverty in Sarah Bush Lincoln’s service area is highest in Coles, Edgar and Fayette Counties.

The other counties in SBL’s service area are on par with or better than the State and US rates.

Sources: US Census QuickFacts and County Health Rankings (2019-2023 data)

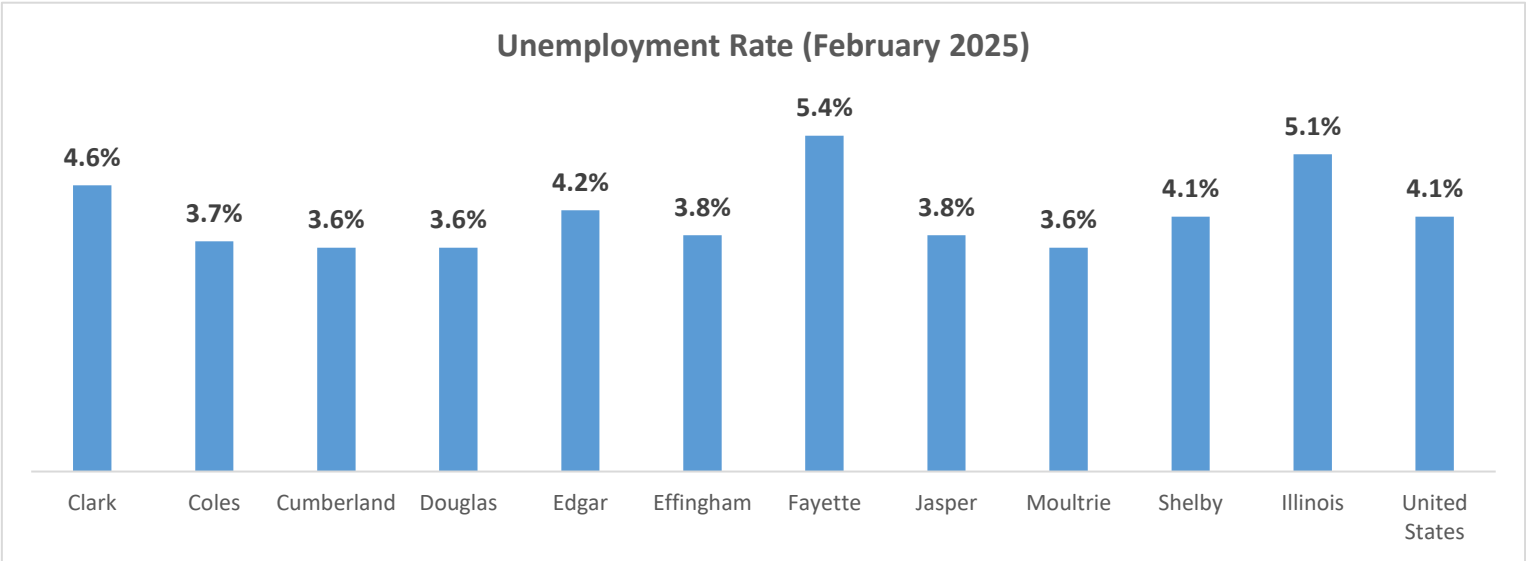
Sarah Bush Lincoln 2024 Community Health Needs Assessment

Socioeconomic Characteristics: Poverty



Living wage is defined as the hourly wage needed to cover basic household expenses plus all relevant taxes for a household of one adult working full-time and two children.

The hourly wage needed to cover household expenses in SBL’s service area ranges from \$40 - \$44.

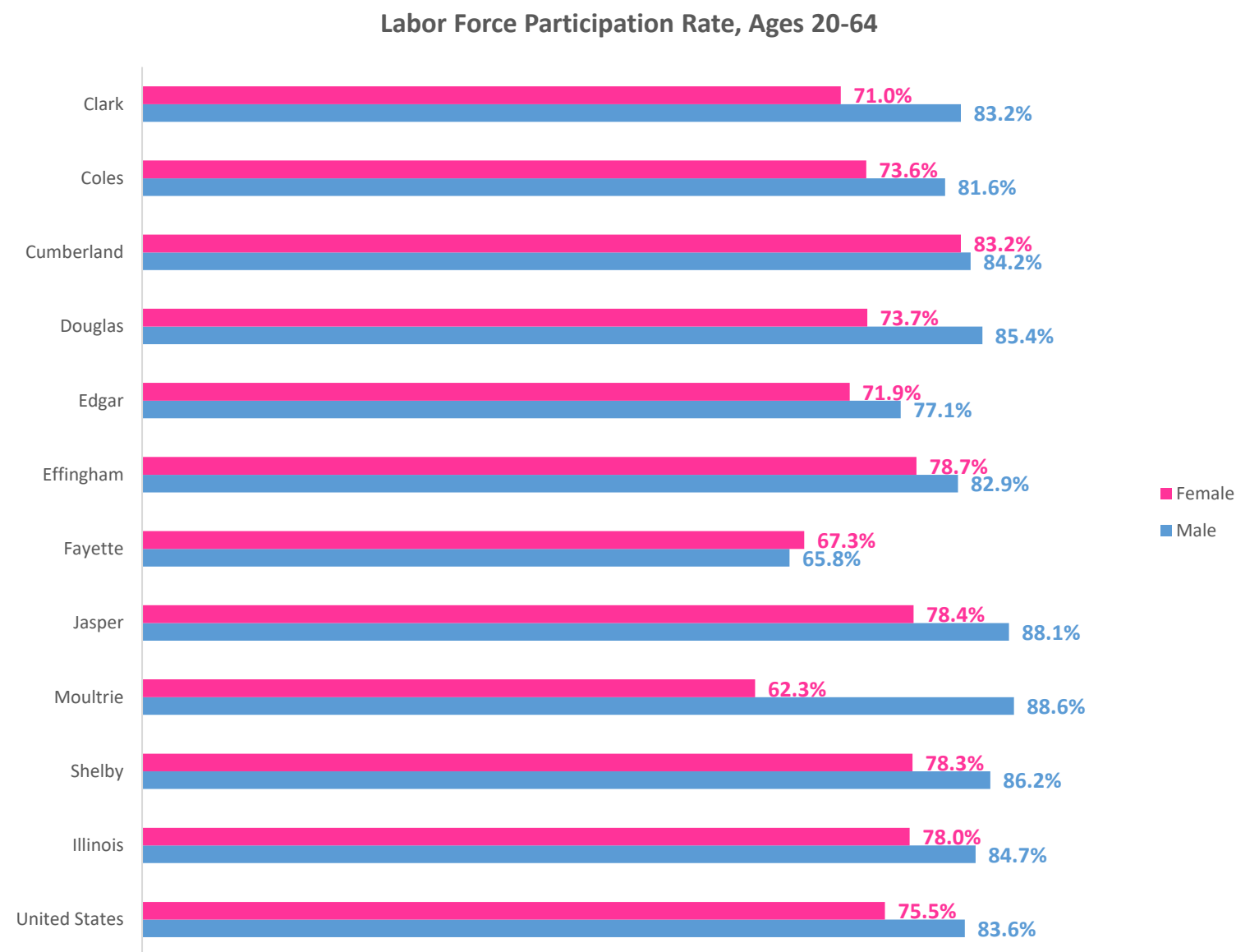


As of February 2025, the unemployment rate in Sarah Bush Lincoln’s service area ranged between 3-5% for each county, on par with the Illinois and US rates.

Sources: County Health Rankings and FRED Economic Data

Sarah Bush Lincoln 2024 Community Health Needs Assessment

Socioeconomic Characteristics: Labor Force Participation



The percent of the population ages 20-64 who are employed or actively looking for work varies by gender and county.

In all 10 counties in Sarah Bush Lincoln’s service area except Edgar and Fayette, the participation rate for males is greater than 80%, ranging between 82-89%.

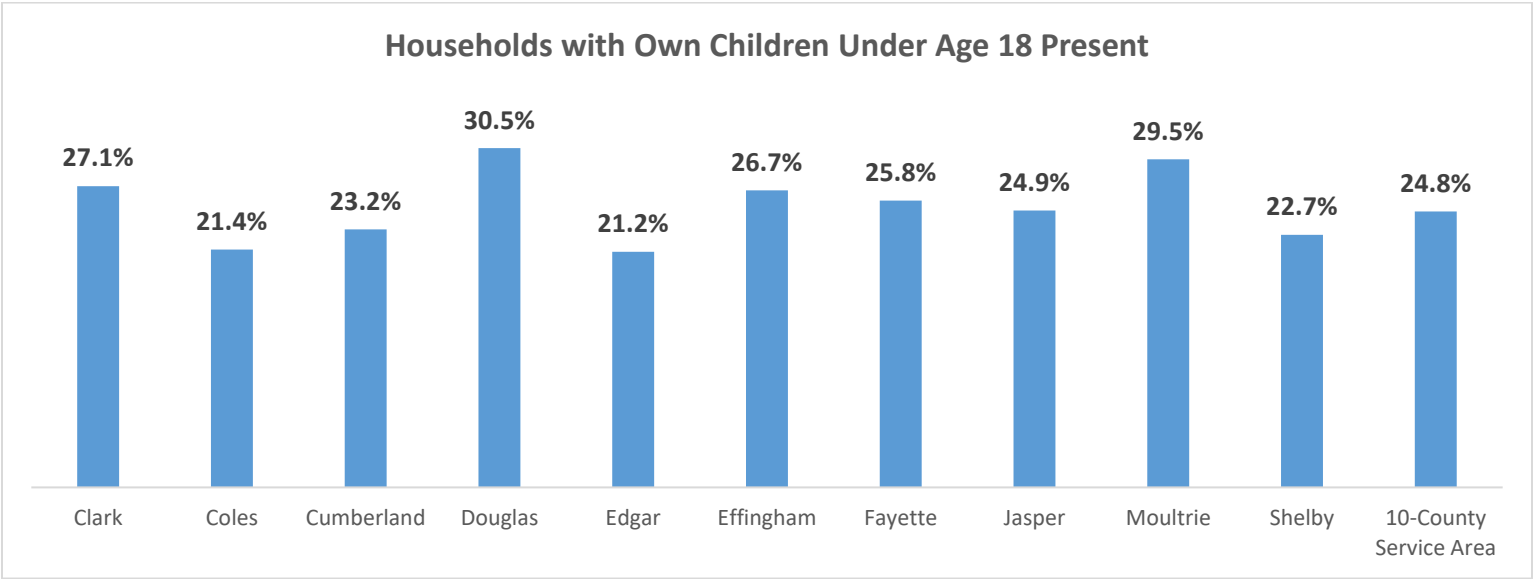
In all 10 counties except Cumberland County, the participation rate for females is less than 80%, ranging between 62%-79%.

Source: US Census American Community Survey (2019-2023 data)

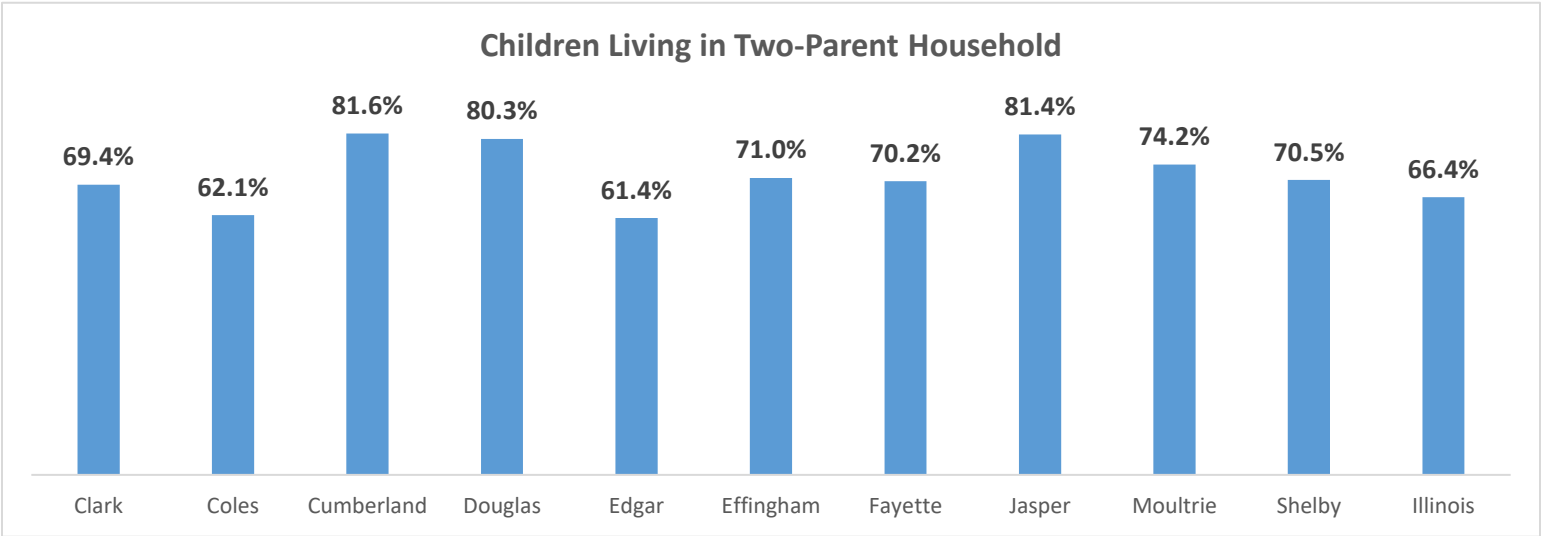


Sarah Bush Lincoln 2024 Community Health Needs Assessment

Socioeconomic Characteristics: Households with Children



The percent of households in Sarah Bush Lincoln’s service area with children under the age of 18 ranges from 21% in Coles and Edgar Counties to 30% in Douglas and Moultrie Counties.

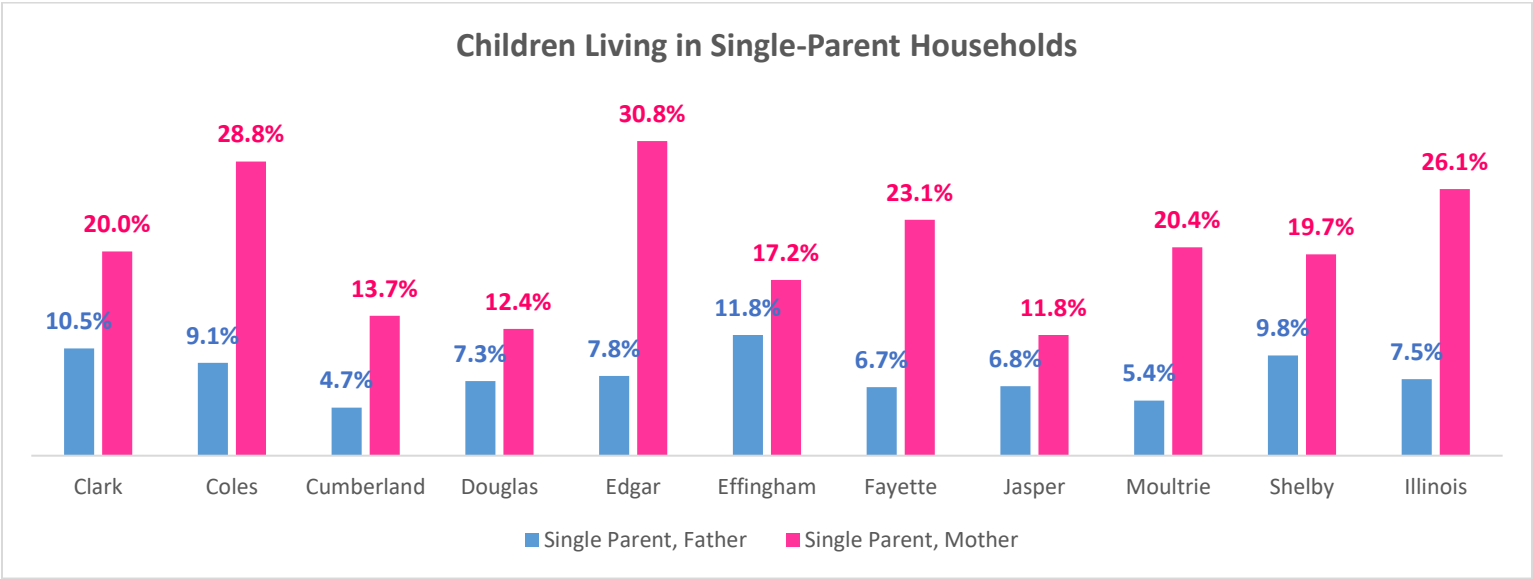


The percent of children in Sarah Bush Lincoln’s service area living in a two-parent household ranges from just over 60% in Coles and Edgar Counties to over 80% in Cumberland, Douglas and Jasper Counties.

Sources: US Census American Community Survey (2023 data) and The Annie E. Casey Foundation KIDS COUNT Data Center (2018-2022)

Sarah Bush Lincoln 2024 Community Health Needs Assessment

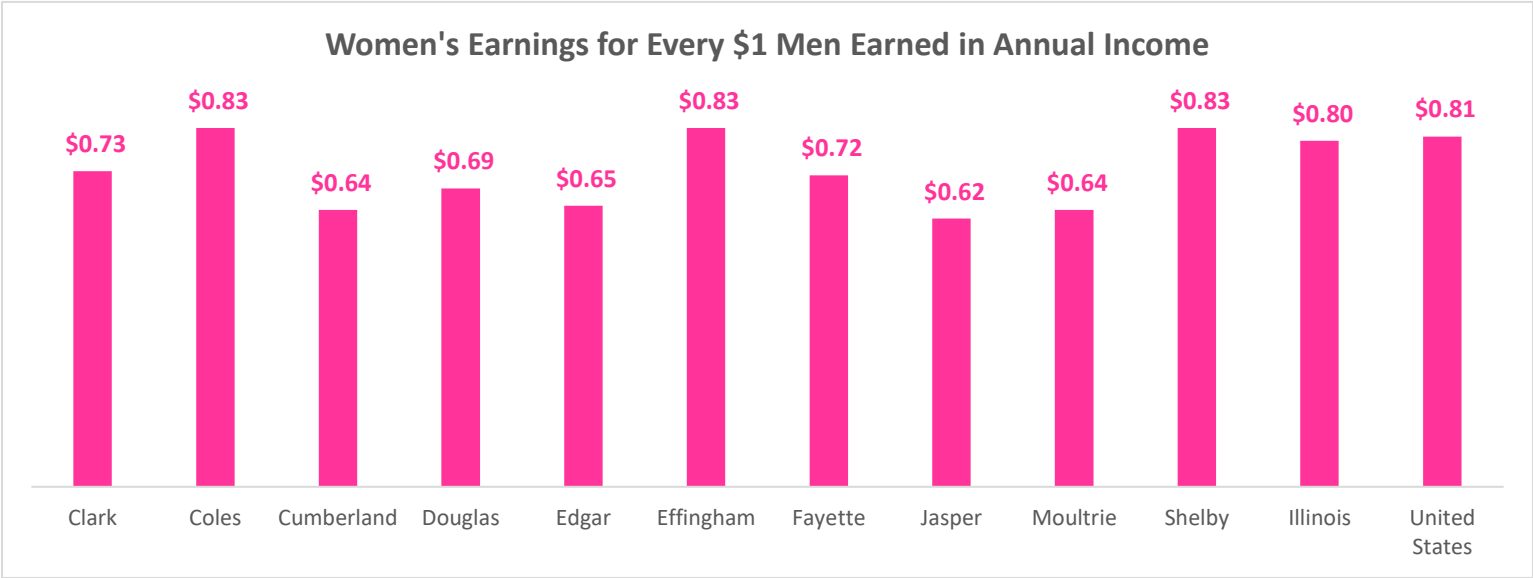
Socioeconomic Characteristics: Single-Parent Households



Growing up in a single-parent home can put children at higher risk for certain health issues such as depression and anxiety, substance abuse and obesity. Some disparities are correlated to factors such as poverty and reduced parental time.

Of children who live in single-parent households, the majority live with the mother. This can put children at greater risk of living in poverty since women’s earnings are typically less than that of men.

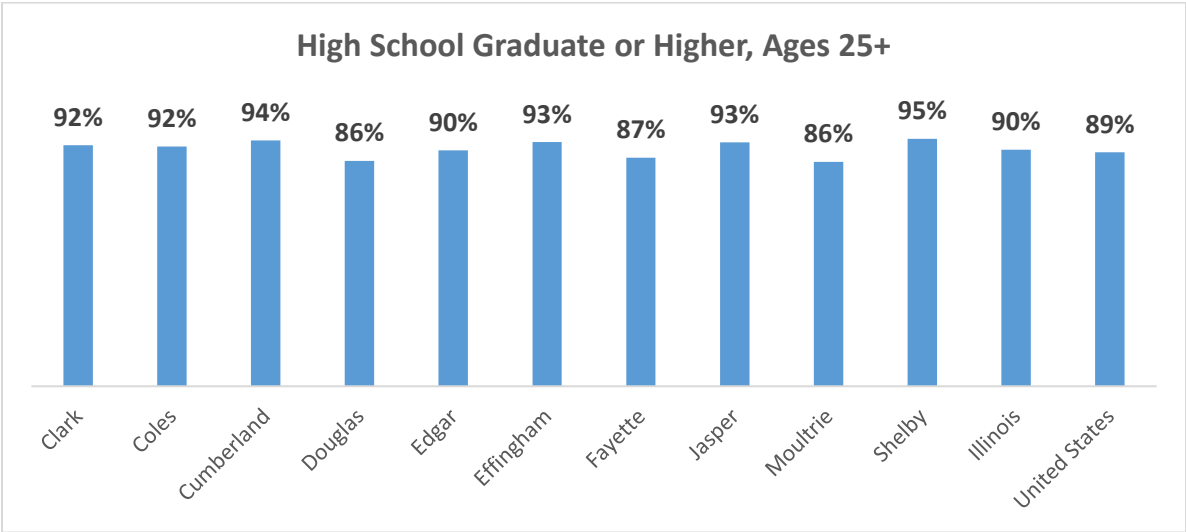
In SBL’s service area, women’s earnings range from \$0.62 to \$0.83 for every \$1 men earned in annual income.



Source: The Annie E. Casey Foundation KIDS COUNT Data Center (2018-2022) and County Health Rankings (American Community Survey 2019-2023)

Sarah Bush Lincoln 2024 Community Health Needs Assessment

Socioeconomic Characteristics: Education Among Adults

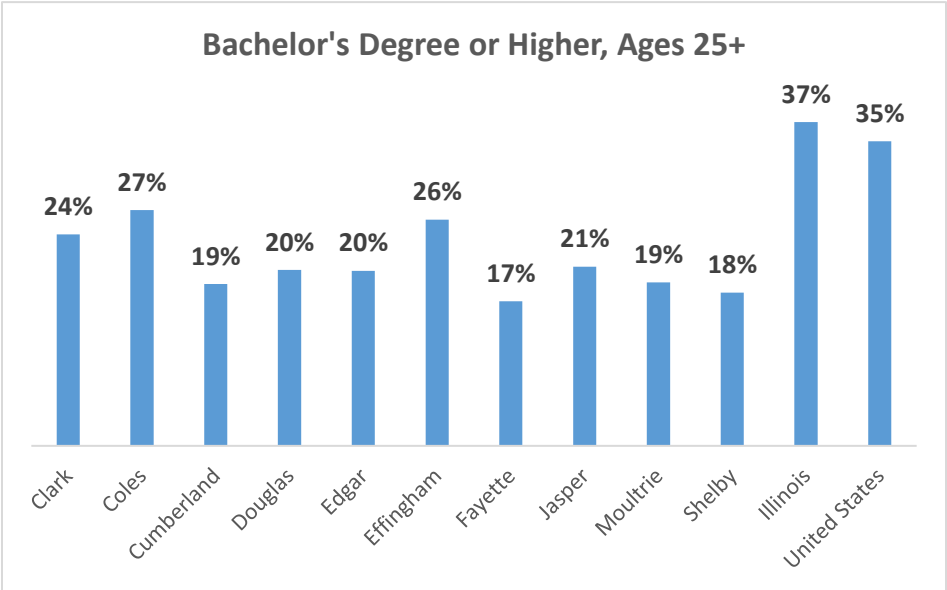
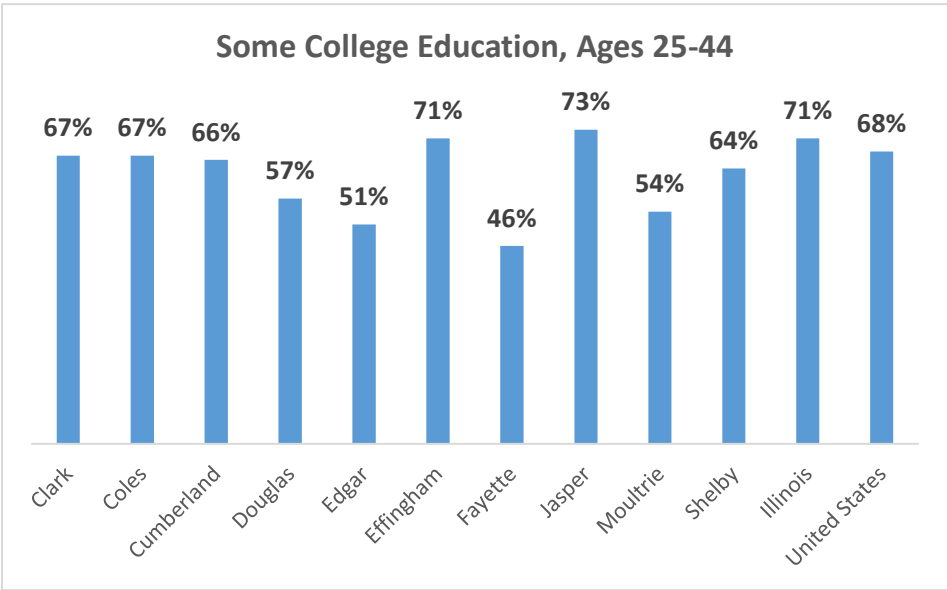


Education improves health by enabling access to economic resources, promoting healthier lifestyle choices and building health literacy skills.

The percentage of the population in SBL’s service area that have completed a high school education or higher ranges from 86% to 95%.

Of adults between the ages of 25-44, the percentage with some college education ranges from 46% in Fayette County to 73% in Jasper County.

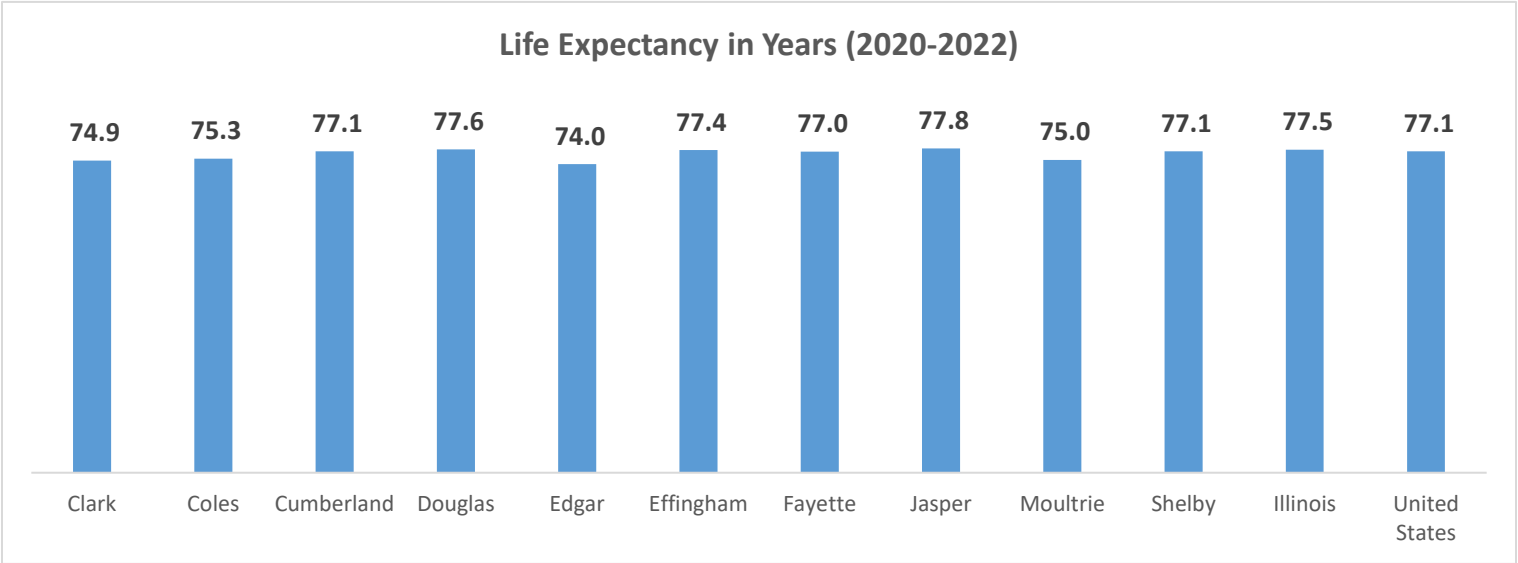
Of adults age 25 or older, the percentage who have completed a bachelor’s degree or higher ranges between 17% in Fayette County to 27% in Coles County, well below the Illinois and US rates.



Source: US Census QuickFacts and County Health Rankings (2019-2023 data)

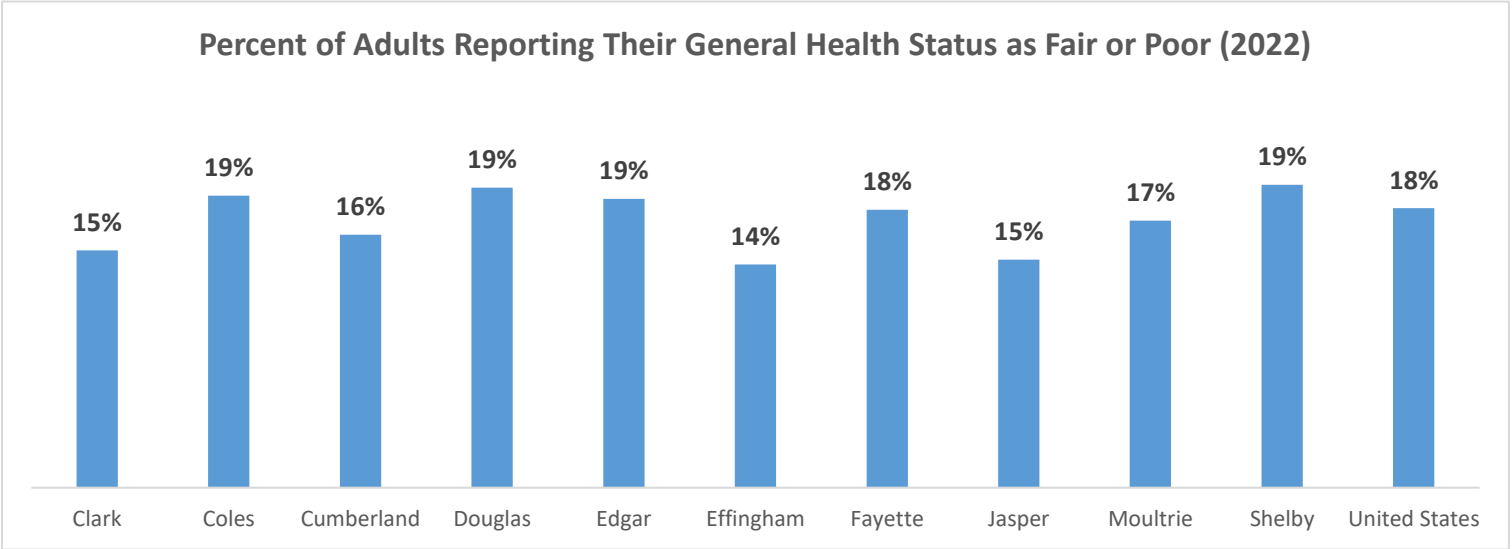
Sarah Bush Lincoln 2024 Community Health Needs Assessment

Health Status: Life Expectancy and General Health Status of Adults



Currently, the average number of years people who live in SBL’s 10-county service area are expected to live ranges from a low of 74 years in Edgar County to almost 78 years in Jasper County.

Life expectancy for residents of Clark, Coles, Edgar and Moultrie Counties is lower than the Illinois and US rates.

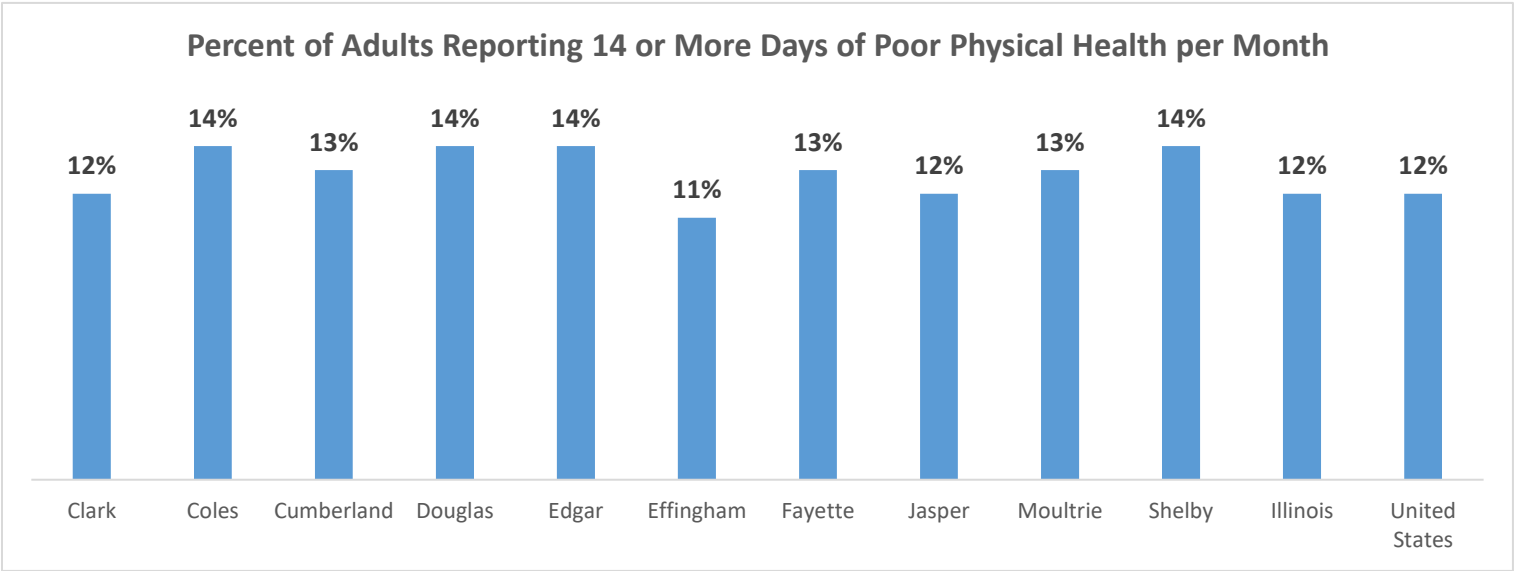


When asked to self-report their general health status, the percentage of adults in SBL’s service area who reported their health as ‘fair’ or ‘poor’ ranged from a low of 14% in Effingham County to a high of 19% in Coles, Douglas, Edgar and Shelby Counties.

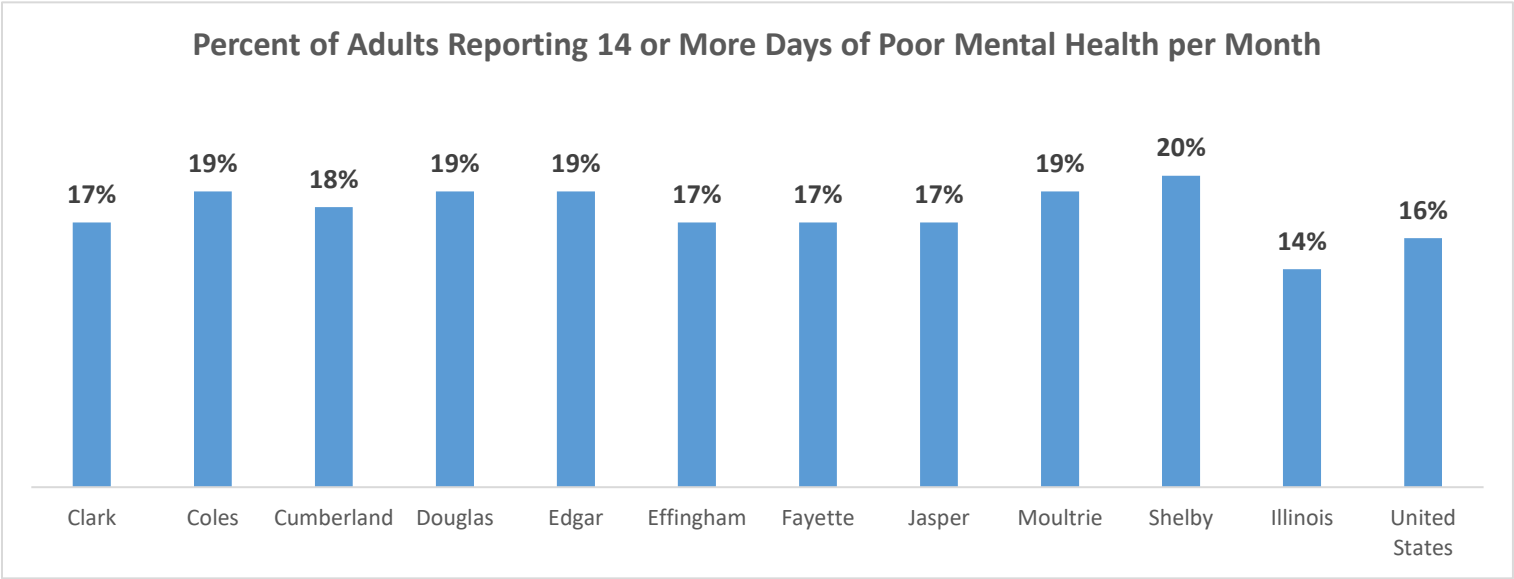
Sources: County Health Rankings and CDC PLACES, 2022 Behavioral Risk Factor

Sarah Bush Lincoln 2024 Community Health Needs Assessment

Health Status: Physical and Mental Health of Adults



When asked to self-report the number of days during the past 30 days when they were physically unhealthy, the percentage of adults in SBL’s service area who reported 14 or more days of poor physical health ranged from a low of 11% in Effingham County to a high of 14% in Coles, Douglas, Edgar and Shelby Counties.



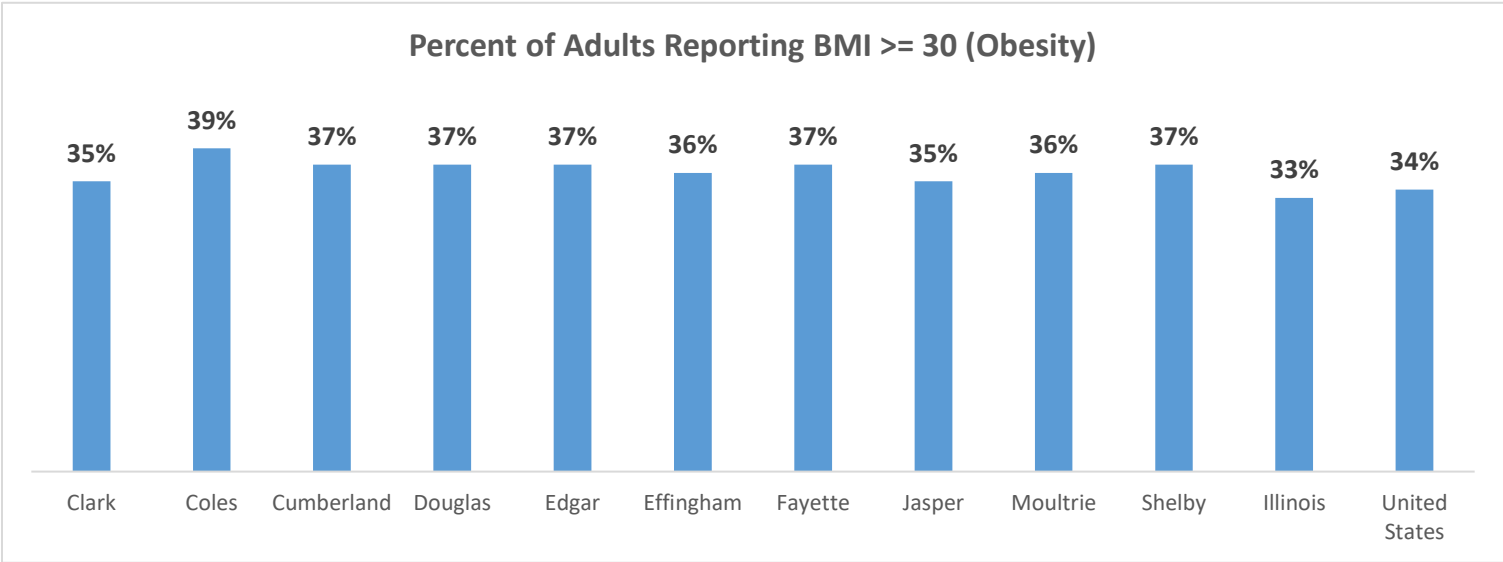
When asked to self-report the number of days during the past 30 days when they were mentally unhealthy, the percentage of adults in SBL’s service area who reported 14 or more days of poor mental health ranged from 17%-20%, all higher than the Illinois rate of 14% and the US rate of 16%.

Source: CDC PLACES, 2022 Behavioral Risk Factor Surveillance System

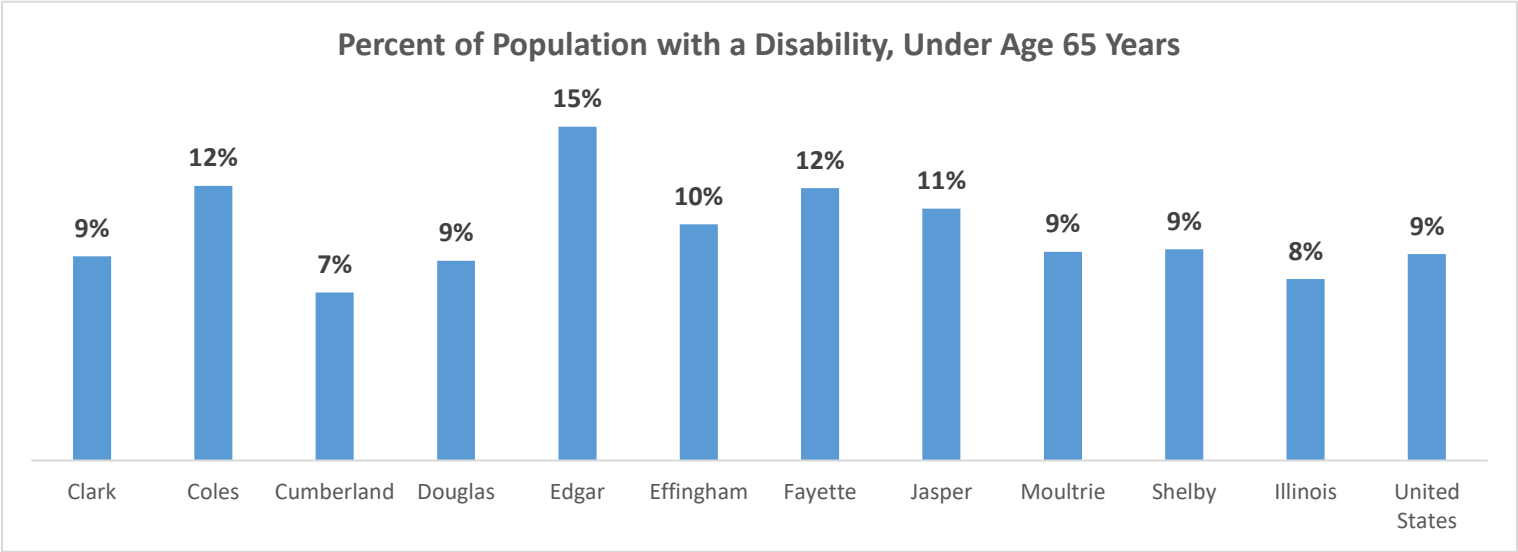


Sarah Bush Lincoln 2024 Community Health Needs Assessment

Health Status: Obesity and Disability in Adults



Adult obesity puts individuals at risk of conditions such as hypertension, heart disease and type 2 diabetes. The percentage of the adult population that reports a body mass index (BMI) greater than or equal to 30, classified as obese, ranges from a low of 35% in Clark and Jasper Counties to a high of 39% in Coles County. Rates in all 10 counties in SBL’s service area are higher than the Illinois and US rates.

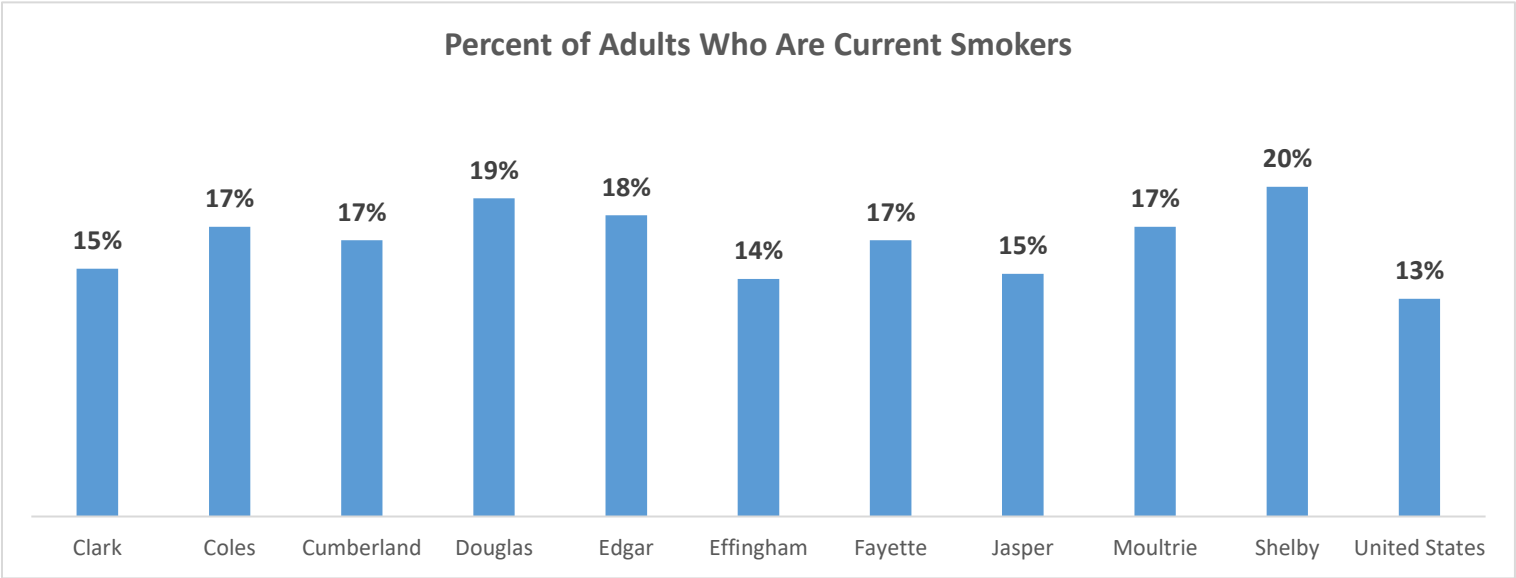


The percentage of the population in SBL’s service area that are under the age of 65 and have a disability that limits their basic functioning and independent living ranges from 7% in Cumberland County to 15% in Edgar County.

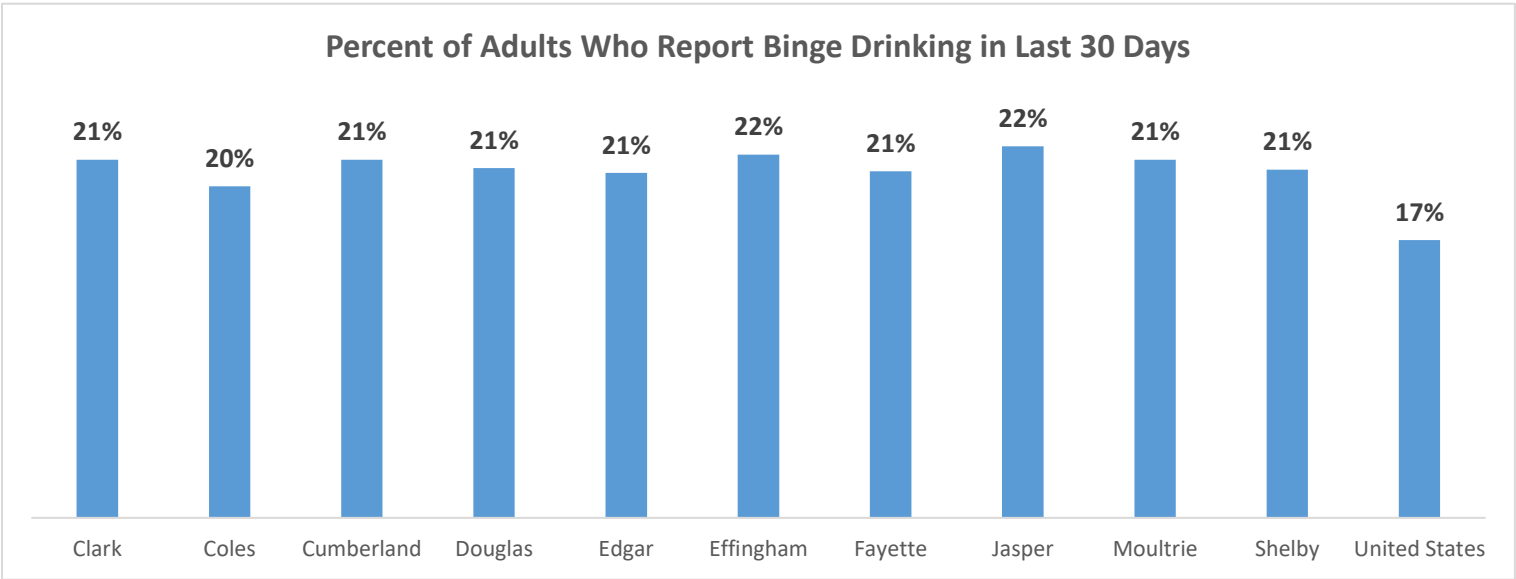
Sources: County Health Rankings (2022 data) and US Census QuickFacts (2019-2023 data)

Sarah Bush Lincoln 2024 Community Health Needs Assessment

Health Risk Behaviors: Smoking and Binge Drinking



Cigarette smoking has been identified as a cause of various cancers, cardiovascular disease and respiratory conditions. Excessive drinking is a risk factor for several adverse health outcomes including high blood pressure, stroke, suicide and motor vehicle crashes.



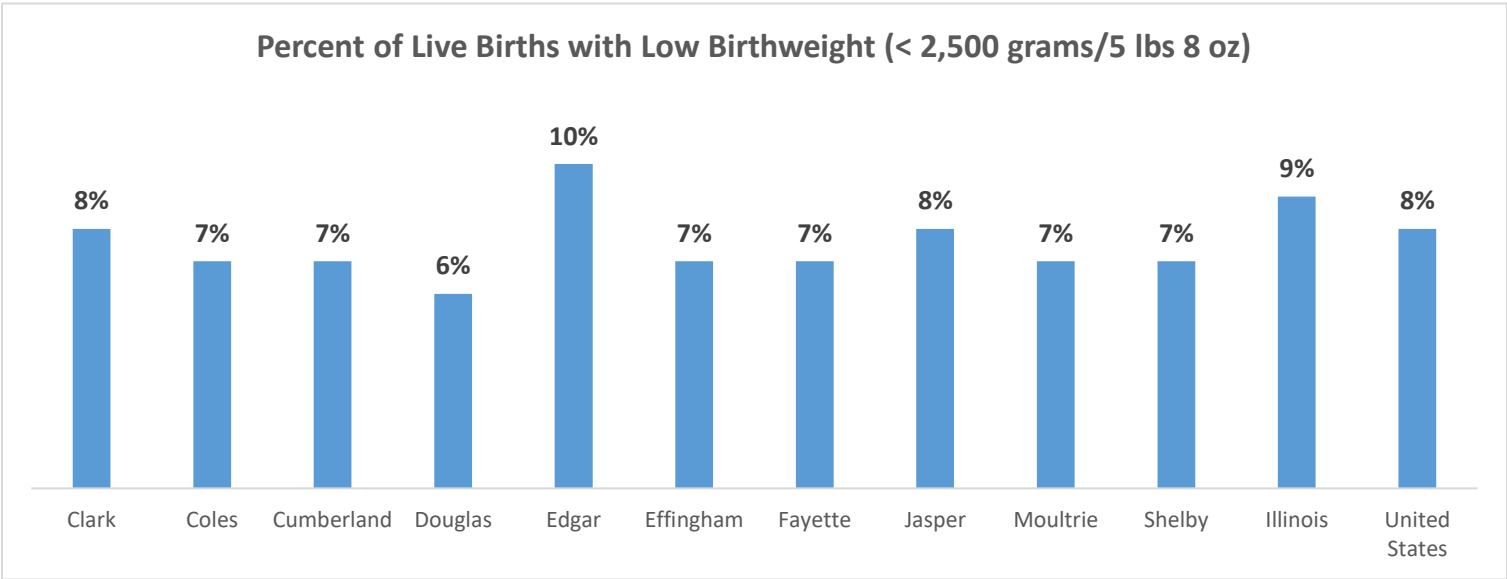
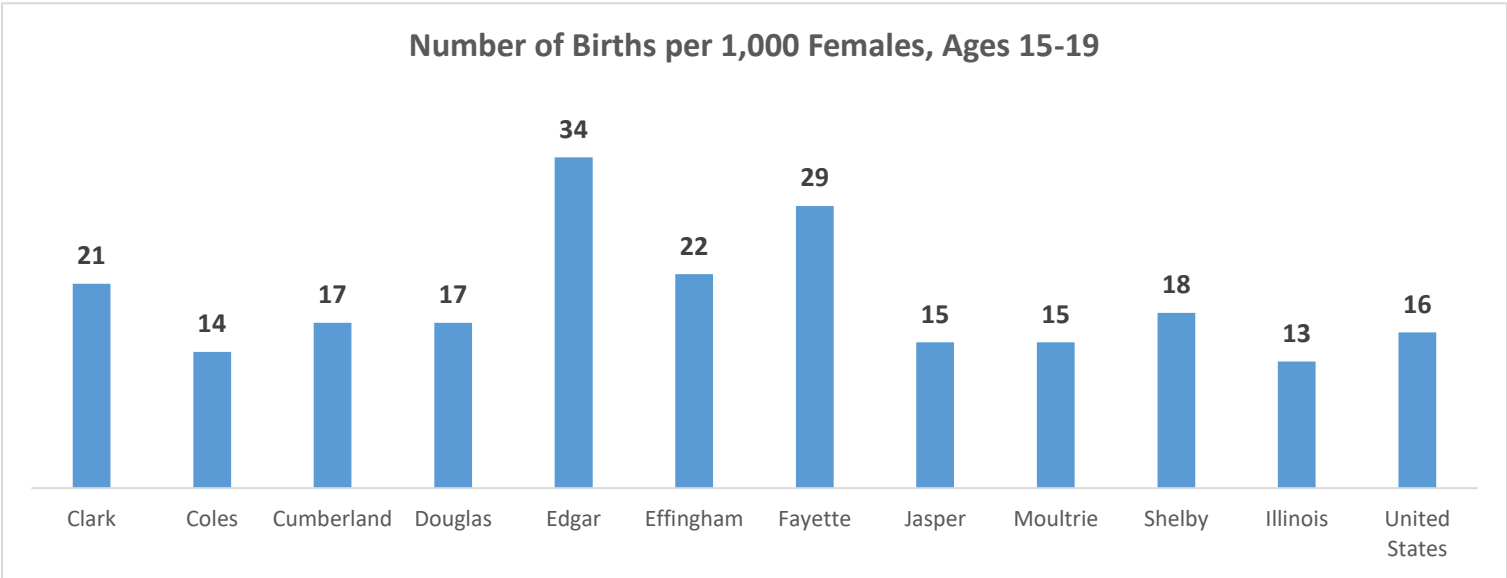
The percentage of adult smokers in SBL’s service area ranges from 14% in Effingham County to 20% in Shelby County. The rate in all 10 counties is higher than the US rate.

The percentage of adults in SBL’s service area who report binge or heavy drinking in the last 30 days is 1 in 5 adults, greater than the US rate of 1 in 6 adults.

Source: CDC PLACES, 2022 Behavioral Risk Factor Surveillance System

Sarah Bush Lincoln 2024 Community Health Needs Assessment

Health Risk Behaviors: Births to Teens and Low Birth Weight Live Births



Early childbearing is associated with adverse health outcomes for mothers and their children, including a higher risk of complications such as preterm birth, low birth weight and maternal, neonatal and infant mortality.

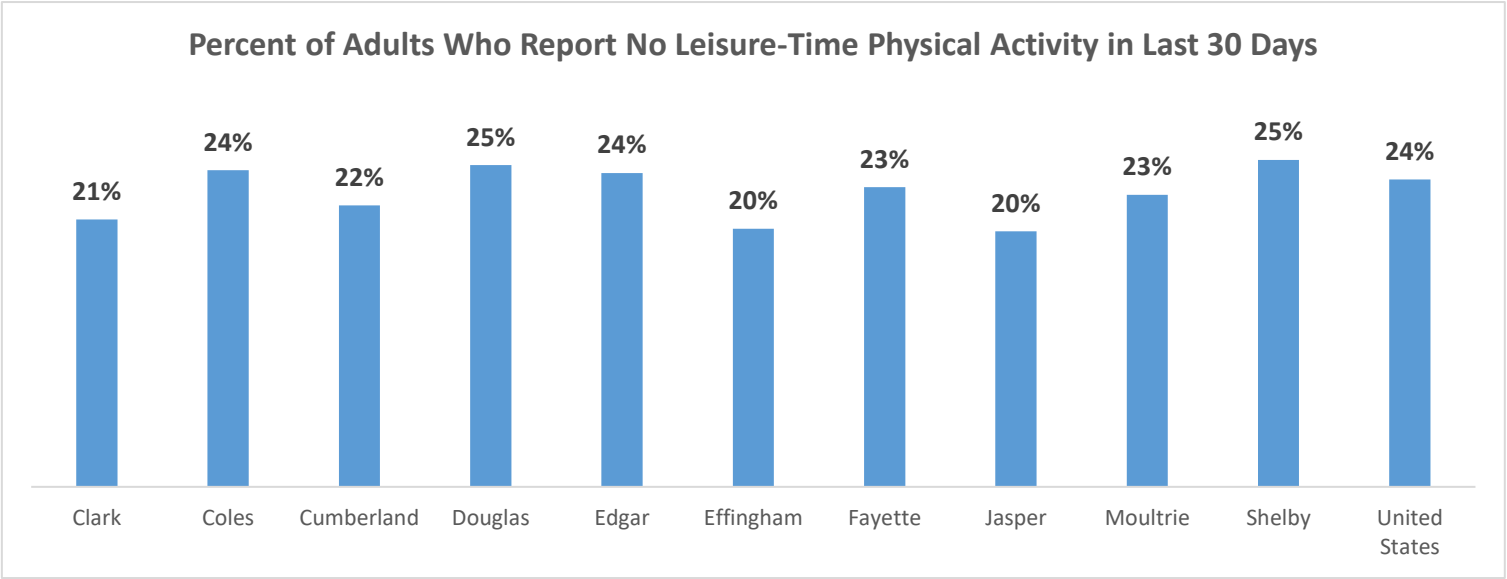
From 2017-2023, the rate of births to teen girls ages 15-19 were lowest in Coles County and highest in Edgar and Fayette Counties.

From 2017-2023, the percent of births with low birthweight ranges from a low of 6% in Douglas County to a high of 10% in Edgar County. Low birth weight is an important public health indicator that can be used to assess maternal health, nutrition, healthcare delivery, and poverty.

Source: County Health Rankings (2017-2023 data)

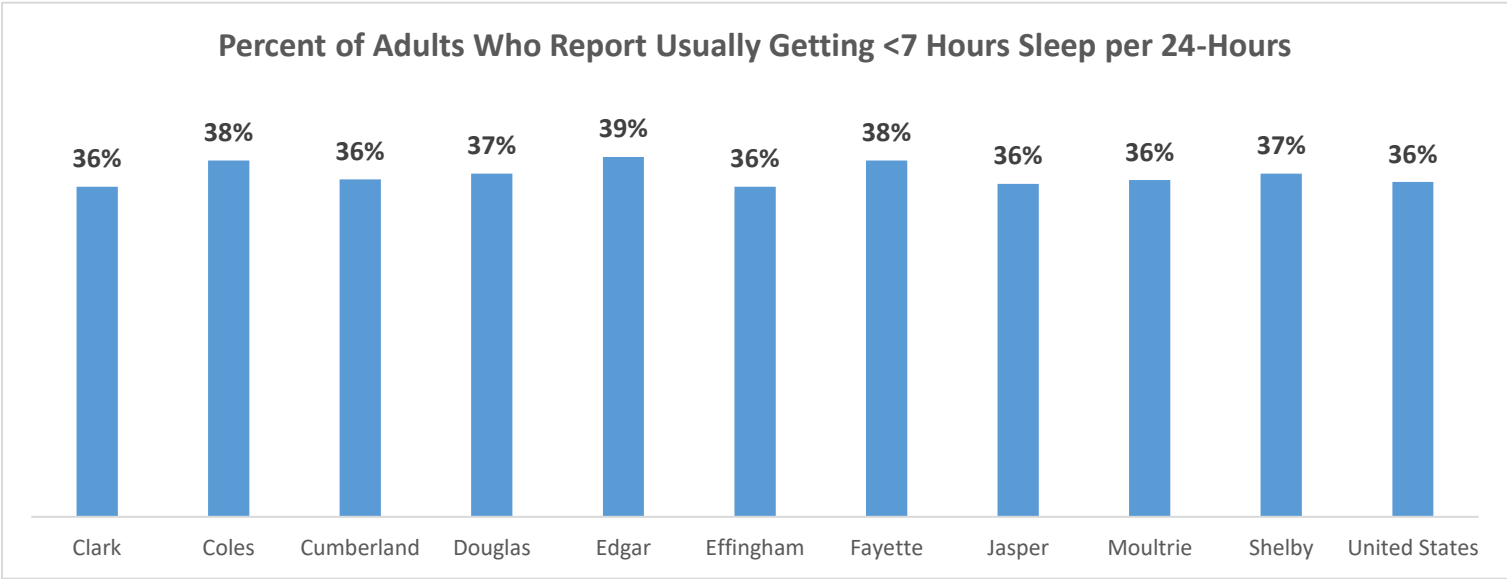
Sarah Bush Lincoln 2024 Community Health Needs Assessment

Health Risk Behaviors: Lack of Physical Activity and Sleep Deficiency



A sedentary lifestyle, characterized by prolonged sitting and lack of physical activity, significantly increases the risk of various health problems such as heart disease, type 2 diabetes, obesity and certain cancers.

In SBL’s service area, about 1 in 4 adults reported that they did not have any leisure-time physical activity in the last 30 days.



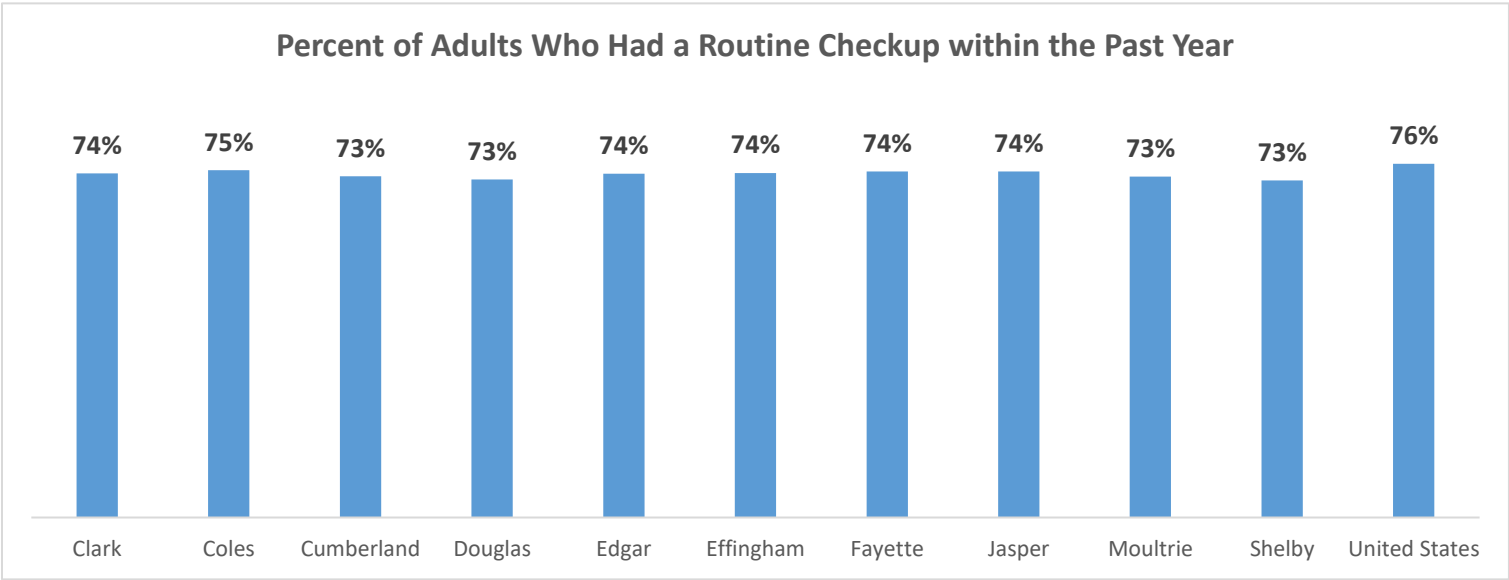
The long-term effects of sleep deficiency include an increased risk of hypertension, diabetes, obesity, depression, heart attack and stroke.

In SBL’s service area, more than 1 in 3 adults get less than 7 hours of sleep per day.

Source: CDC PLACES, 2022 Behavioral Risk Factor Surveillance System

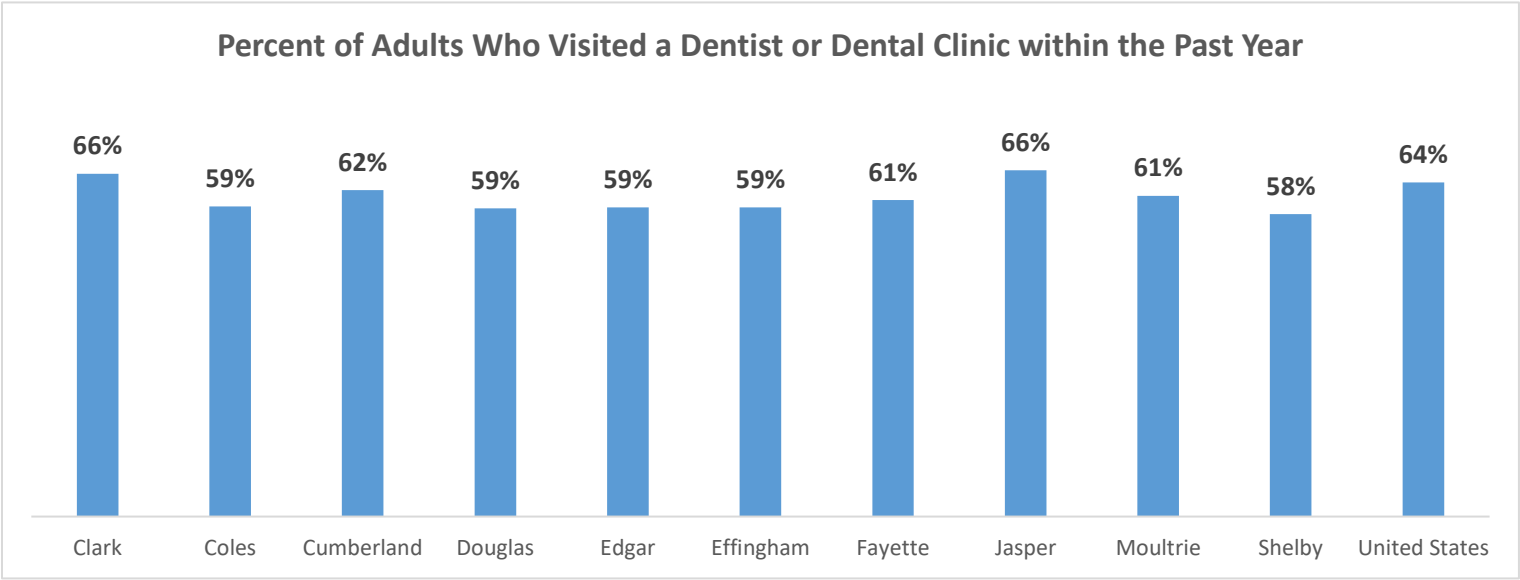
Sarah Bush Lincoln 2024 Community Health Needs Assessment

Health Prevention: Medical Checkups and Oral Health



Routine health checkups have significant positive impacts such as early detection of disease and preventive care through screenings and vaccinations.

Almost 3 of 4 adults in SBL’s service area have had a routine checkup within the past year.



Poor oral health has been linked to various health issues such as heart disease and diabetes. Regular dental visits are crucial for maintaining optimal oral health.

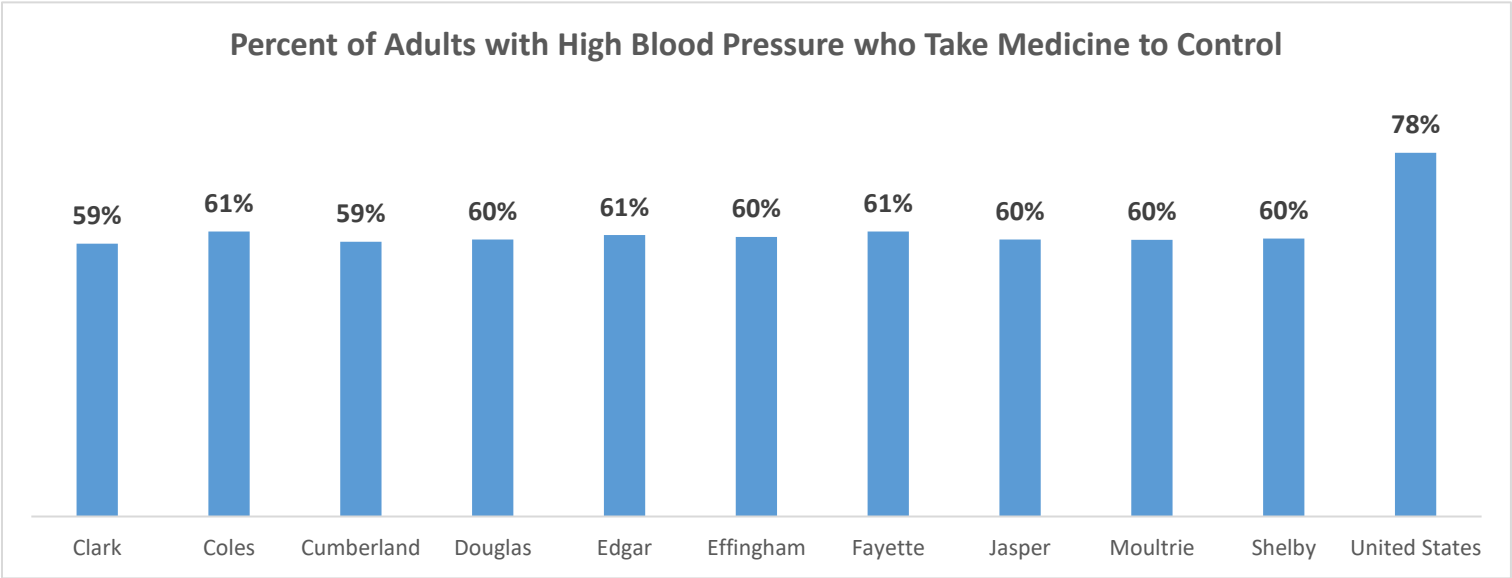
About 3 of 5 adults in SBL’s service area have visited a dentist or dental clinic within the past year.

Source: CDC PLACES, 2022 Behavioral Risk Factor Surveillance System



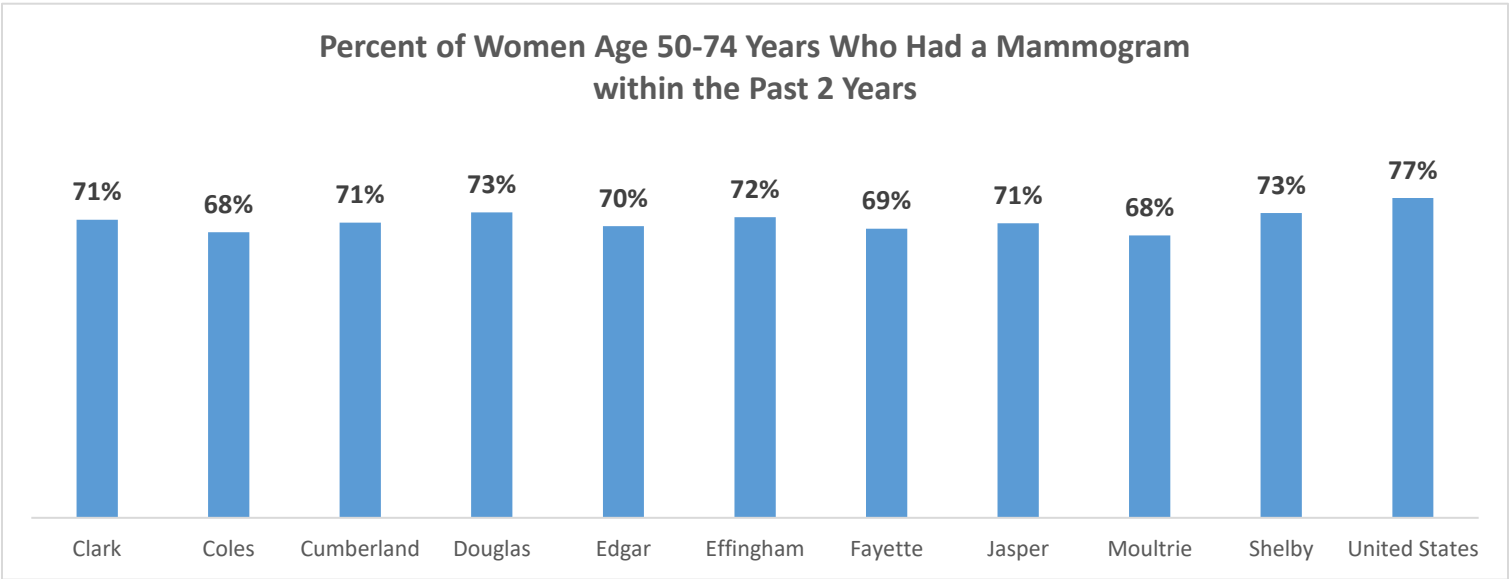
Sarah Bush Lincoln 2024 Community Health Needs Assessment

Health Prevention: Hypertension Control and Mammograms



The Centers for Disease Control and Prevention (CDC) estimates that almost half of adults in the US have high blood pressure. Controlling blood pressure is crucial because high blood pressure is a leading risk factor for serious health problems such as heart attack, heart failure and stroke.

In SBL’s service area, only 3 of 5 adults with high blood pressure take medicine to control it.



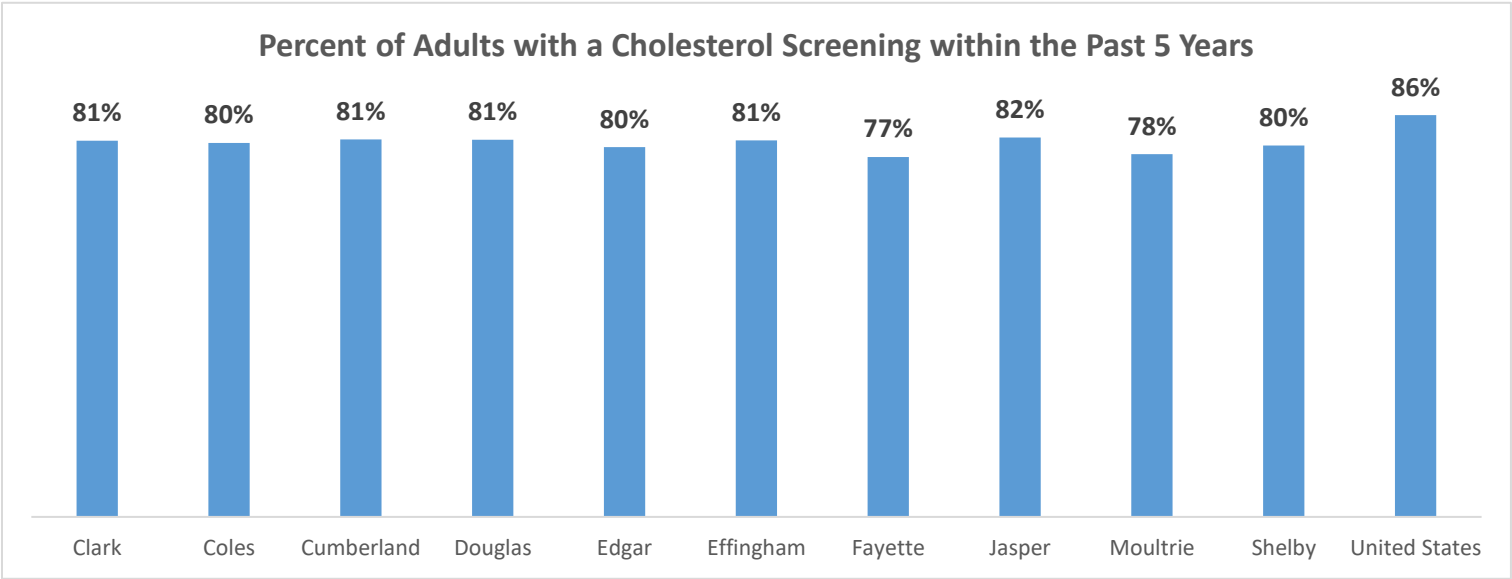
Mammograms can detect breast cancer at an early stage, which leads to more successful treatment options.

About 70% of women age 50-74 years have had a mammogram in the past 2 years.

Source: CDC PLACES, 2021-2022 Behavioral Risk Factor Surveillance System

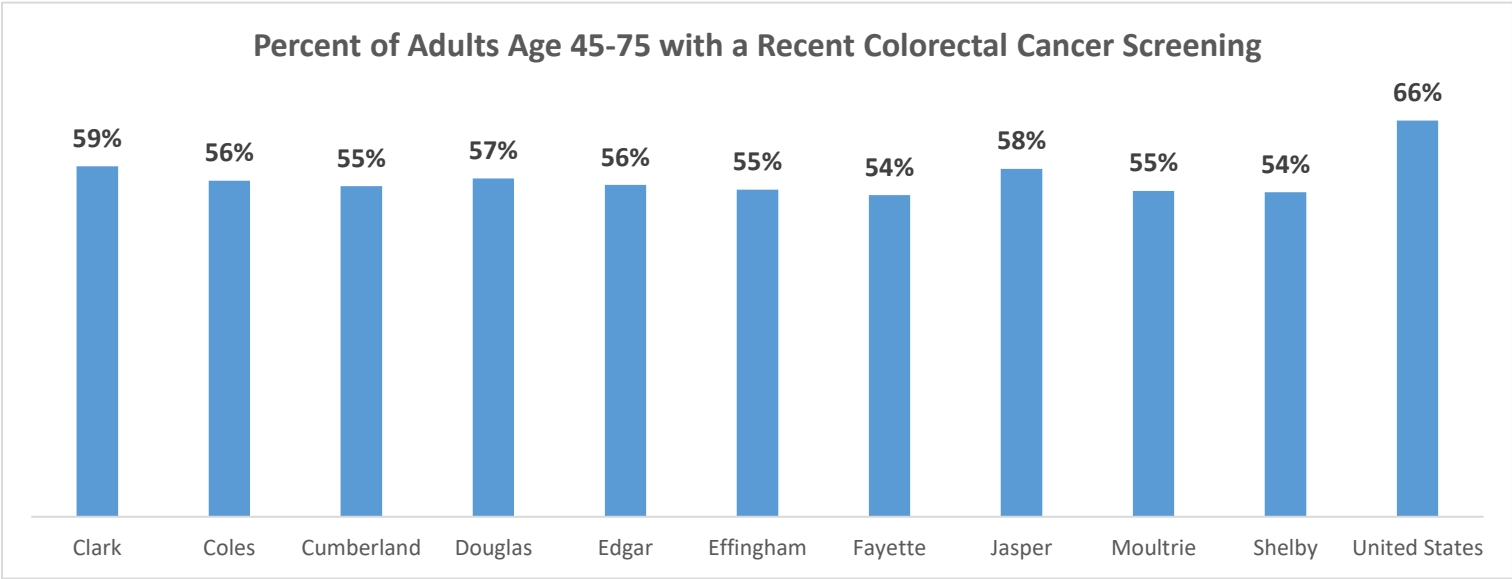
Sarah Bush Lincoln 2024 Community Health Needs Assessment

Health Prevention: Cholesterol and Colorectal Cancer Screenings



Cholesterol screening is important because high cholesterol, a common but often silent condition, can lead to plaque buildup in arteries, increasing the risk of heart attack and stroke.

About 4 of 5 adults in SBL’s service area have had a cholesterol screening in the past 5 years.



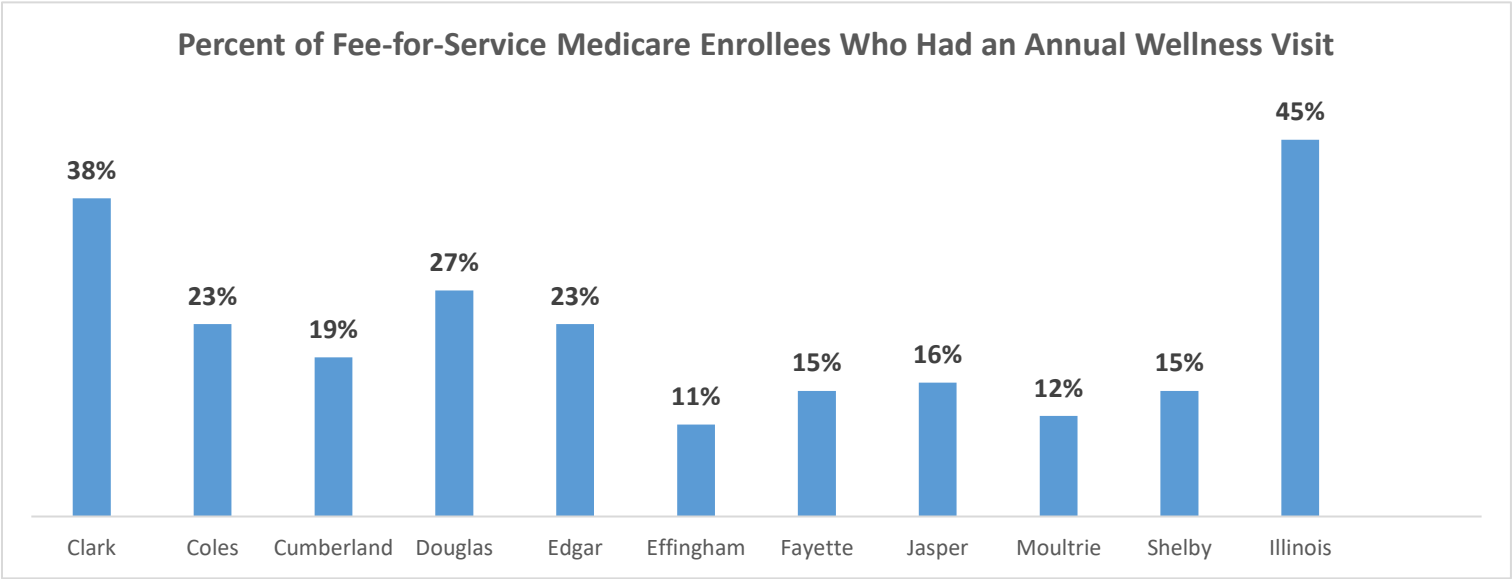
Colorectal cancer screening is crucial because it can detect cancer at an early stage, when it's often more treatable, and even prevent it by identifying and removing precancerous polyps.

Less than 3 of 5 adults in SBL’s service area have had a recent colorectal cancer screening.

Source: CDC PLACES, 2022 Behavioral Risk Factor Surveillance System

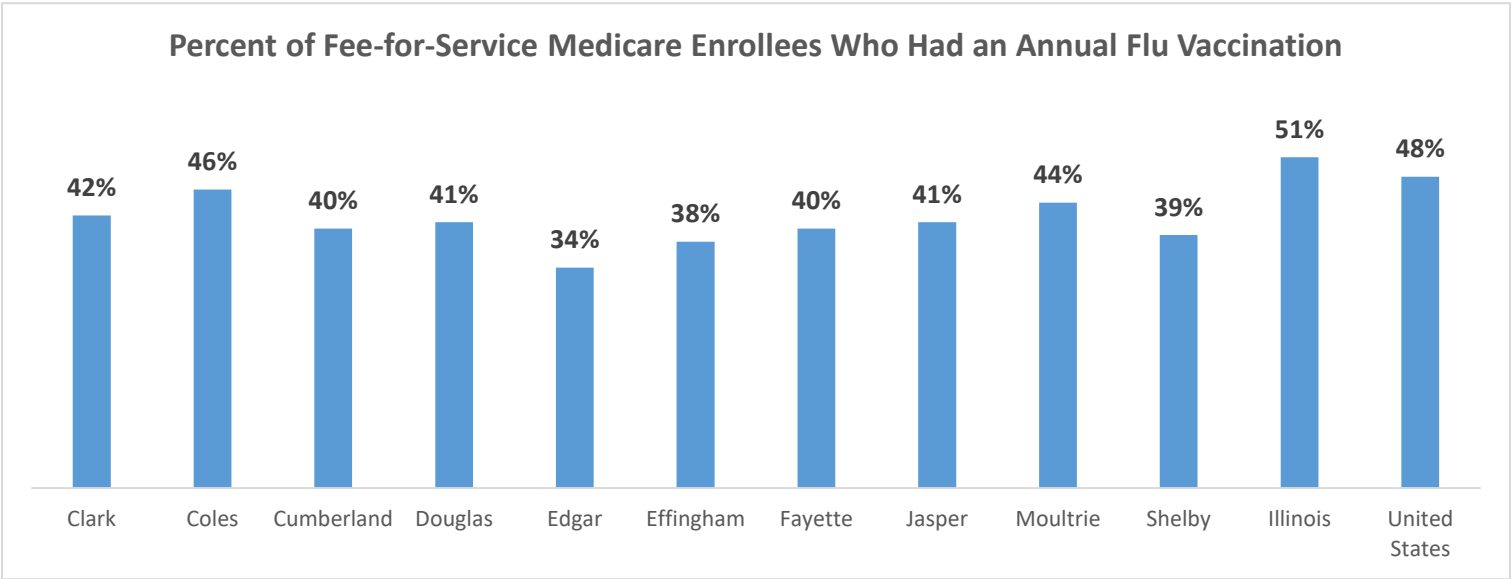
Sarah Bush Lincoln 2024 Community Health Needs Assessment

Health Prevention: Annual Wellness Visits and Flu Vaccinations for Seniors



Annual wellness visits for the Medicare-age population are crucial for early detection of health issues, prevention and management of chronic conditions.

Of those in SBL’s service area who are enrolled in the Medicare fee-for-service plan, the percentage of seniors who have had an annual wellness visit ranges from 11% in Effingham County to 38% in Clark County.



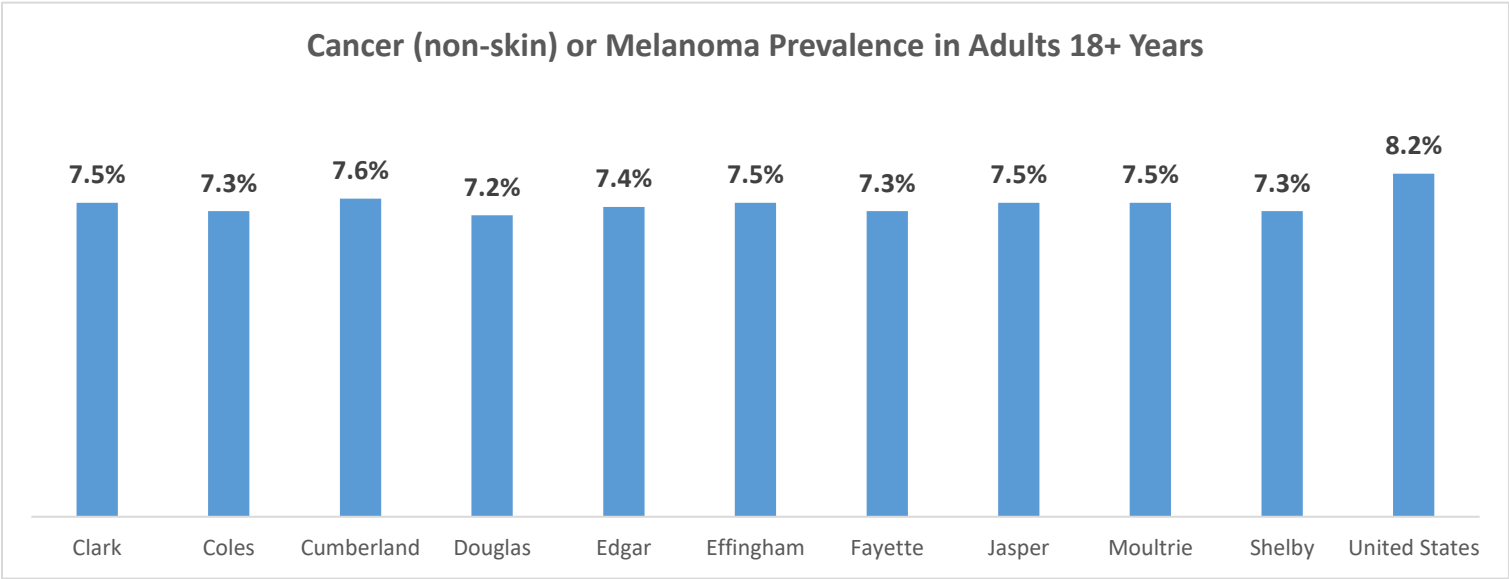
The flu vaccine is crucial for seniors because it reduces the risk of severe illness, hospitalization and death.

In SBL’s service area, about 2 of every 5 seniors with fee-for-service Medicare have had an annual flu vaccine.

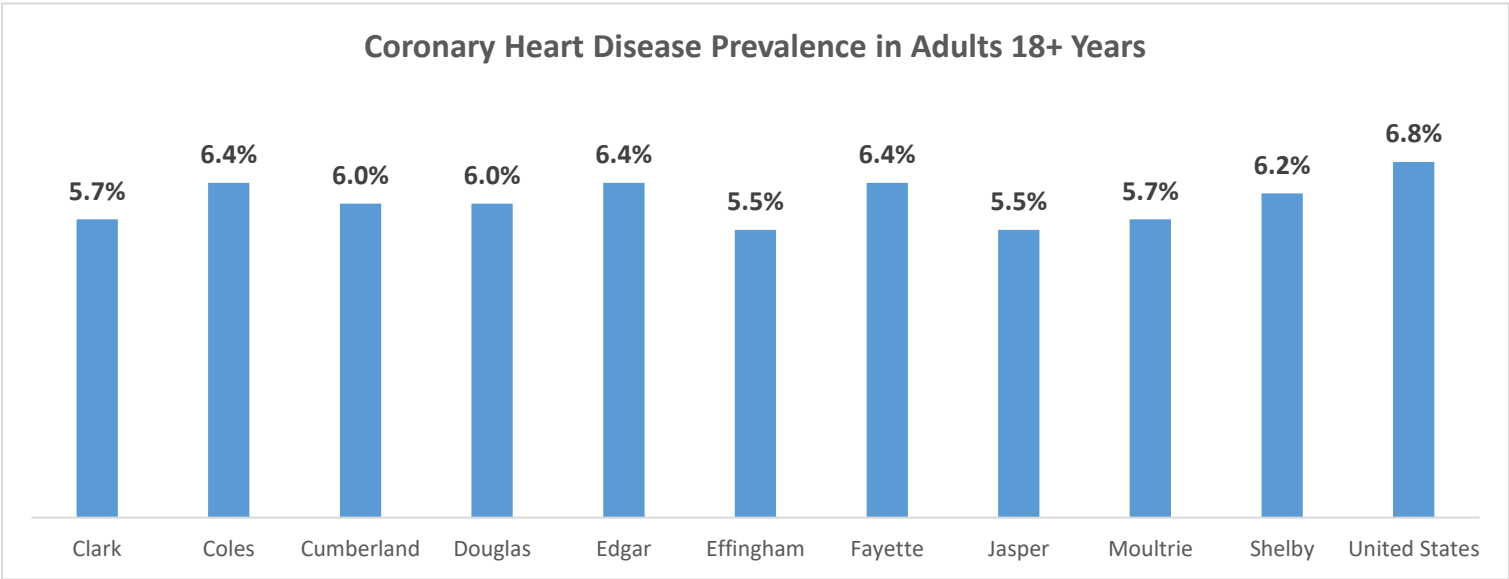
Source: CMS Mapping Medicare Disparities by Population (2023)

Sarah Bush Lincoln 2024 Community Health Needs Assessment

Health Conditions: Cancer and Heart Disease



The prevalence of cancer (non-skin) or melanoma in adults in Sarah Bush Lincoln’s service area is about 7.5%, slightly better than the national rate of 8.2%.

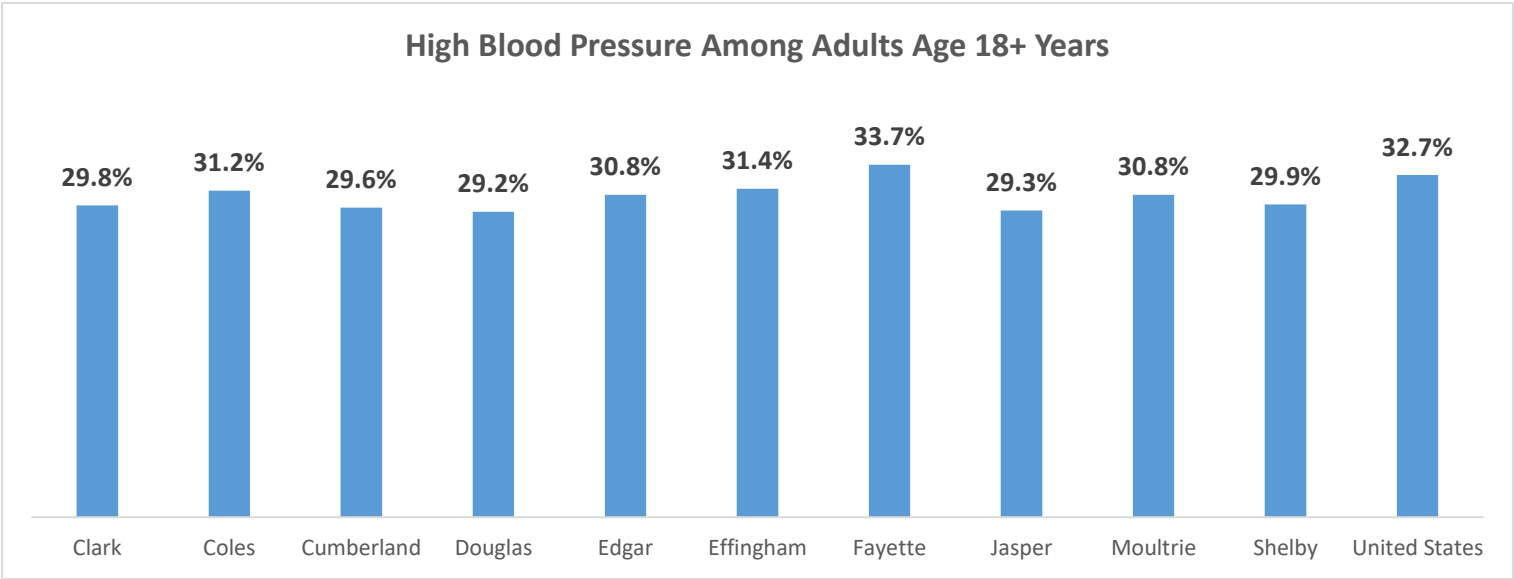


The prevalence of coronary heart disease in adults in Sarah Bush Lincoln’s service area ranges from 5.5% to 6.4%, slightly better than the national rate of 6.8%.

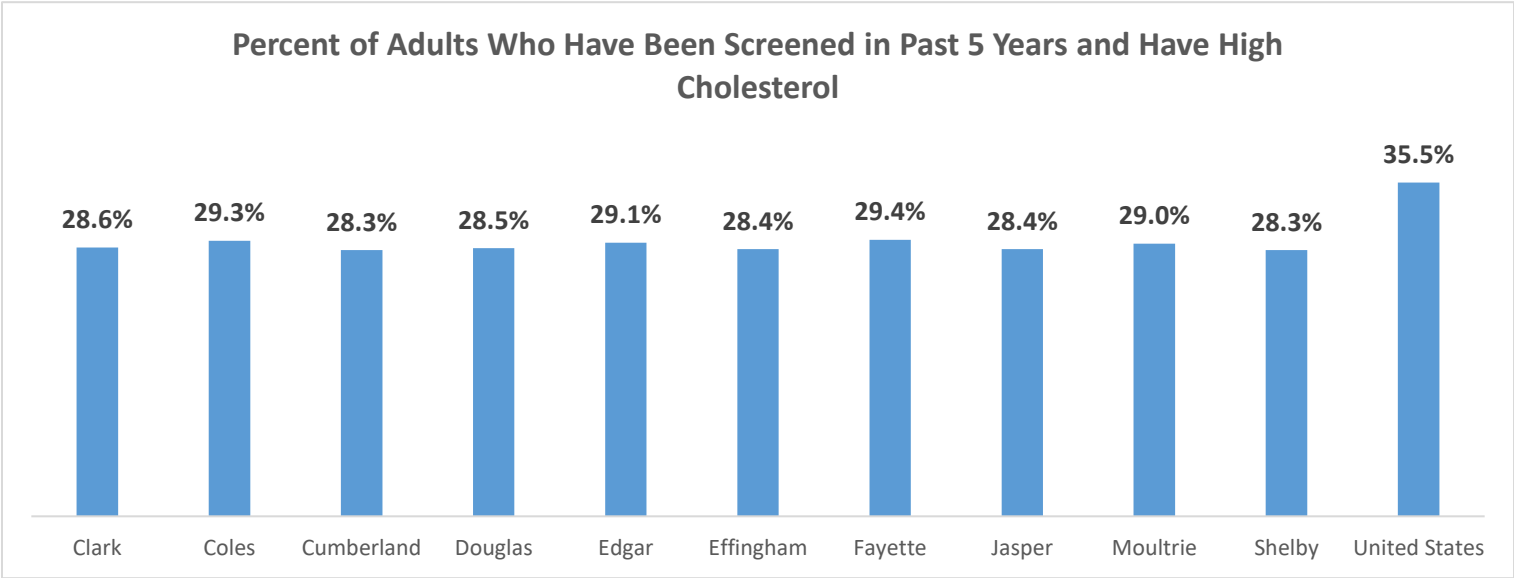
Source: CDC PLACES, 2022 Behavioral Risk Factor Surveillance System

Sarah Bush Lincoln 2024 Community Health Needs Assessment

Health Conditions: High Blood Pressure and High Cholesterol



The prevalence of high blood pressure in adults in Sarah Bush Lincoln’s service area ranges from 29% to 34%, on par with the national rate of 33%.



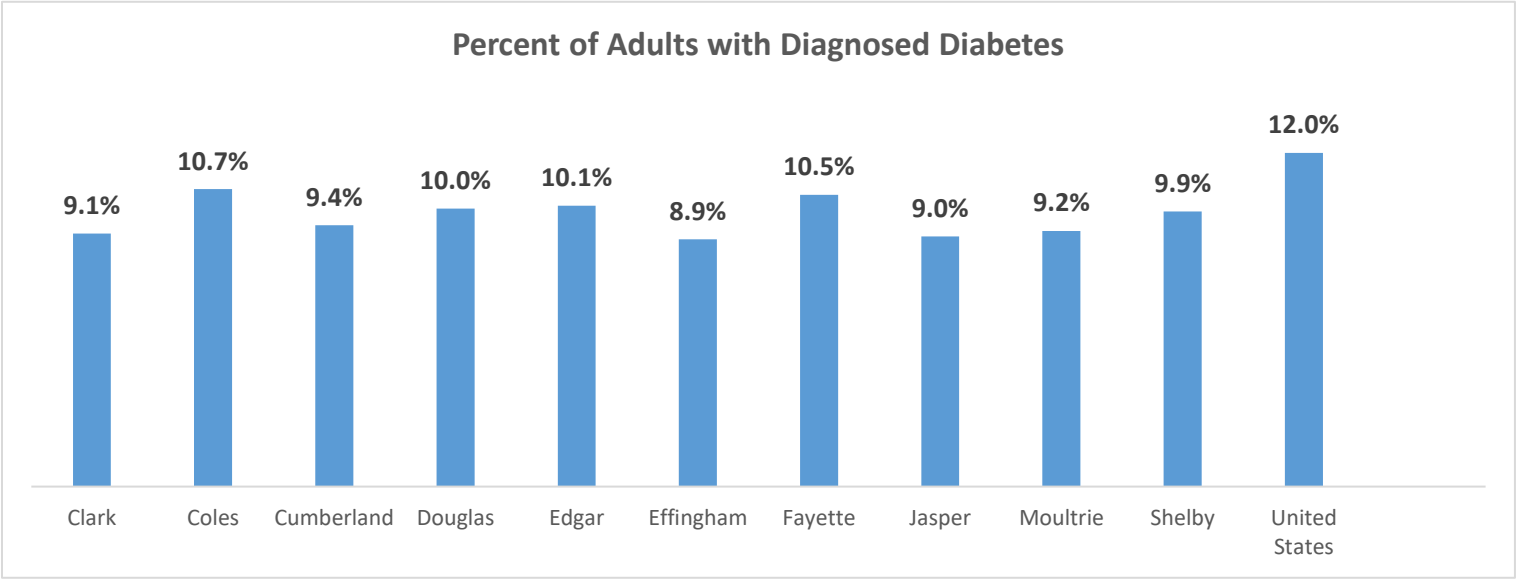
The prevalence of high cholesterol in adults in Sarah Bush Lincoln’s service area who have been screened in the last 5 years ranges from 28% to 29%, better than the national rate of 36%.

Source: CDC PLACES, 2021 Behavioral Risk Factor Surveillance System

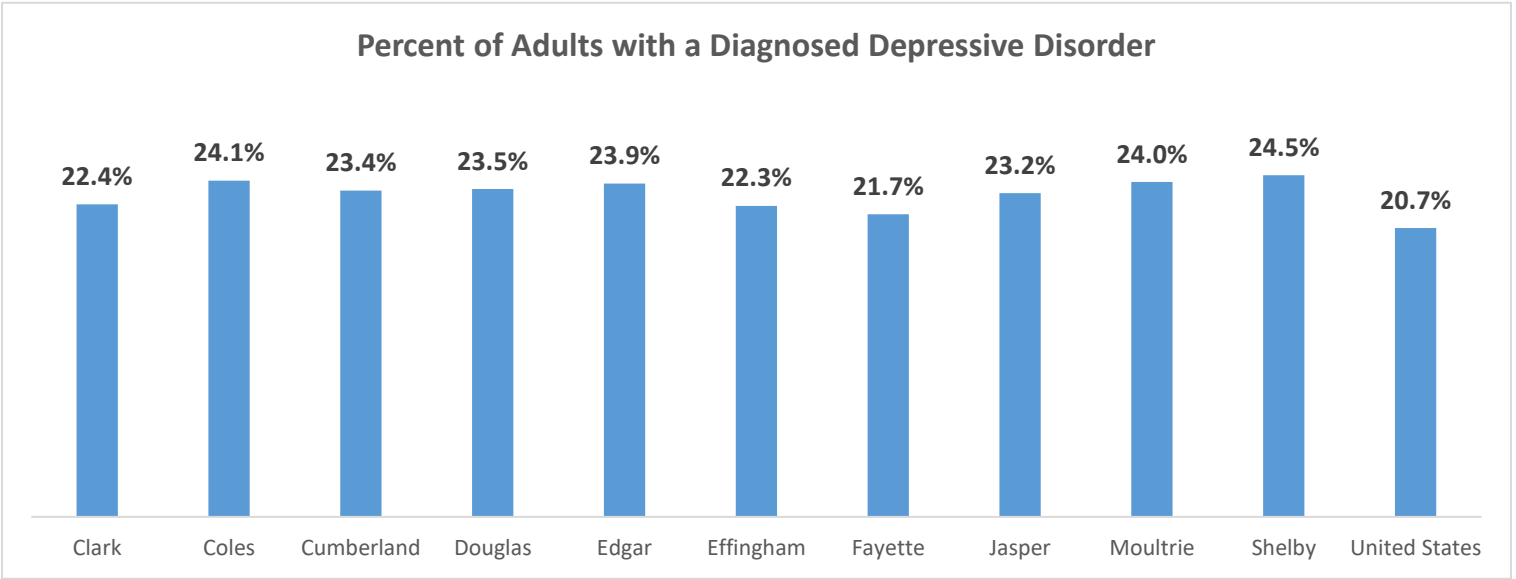


Sarah Bush Lincoln 2024 Community Health Needs Assessment

Health Conditions: Diabetes and Depression



The prevalence of diagnosed diabetes in adults in Sarah Bush Lincoln’s service area ranges between 9% to 11%, better than the national rate of 12%.

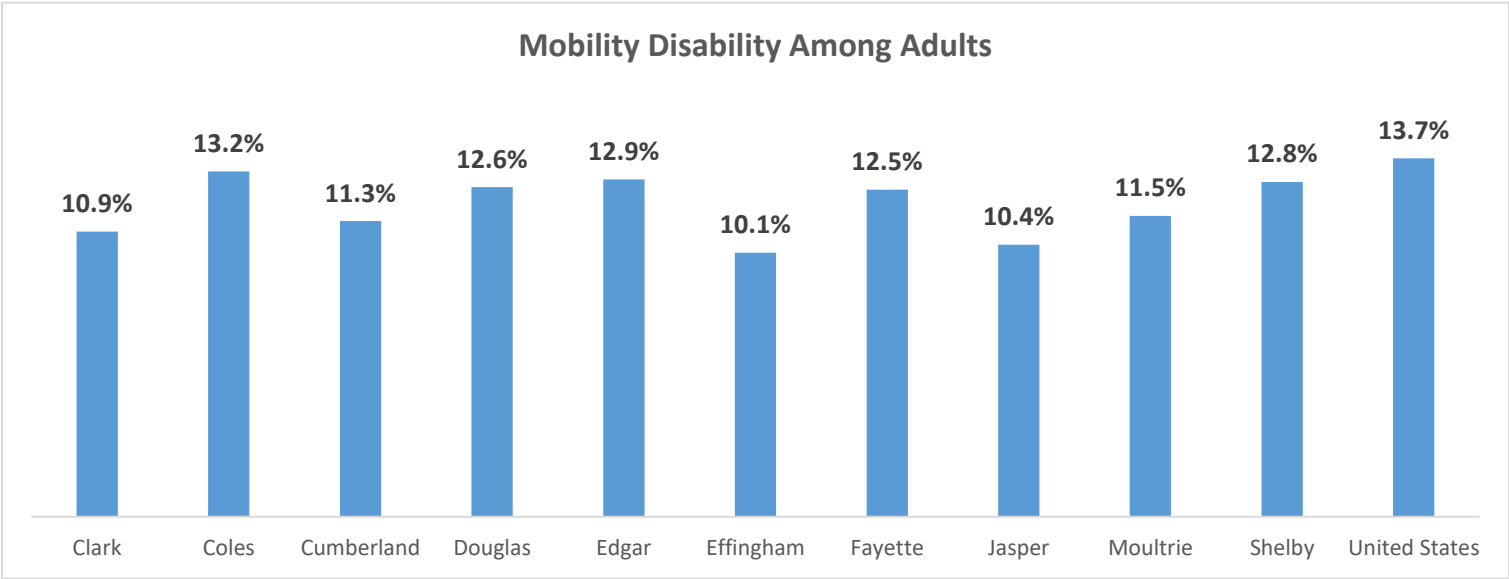


The prevalence of a diagnosed depressive disorder in adults in Sarah Bush Lincoln’s service area ranges between 22% to 25%, worse than the national rate of 21%.

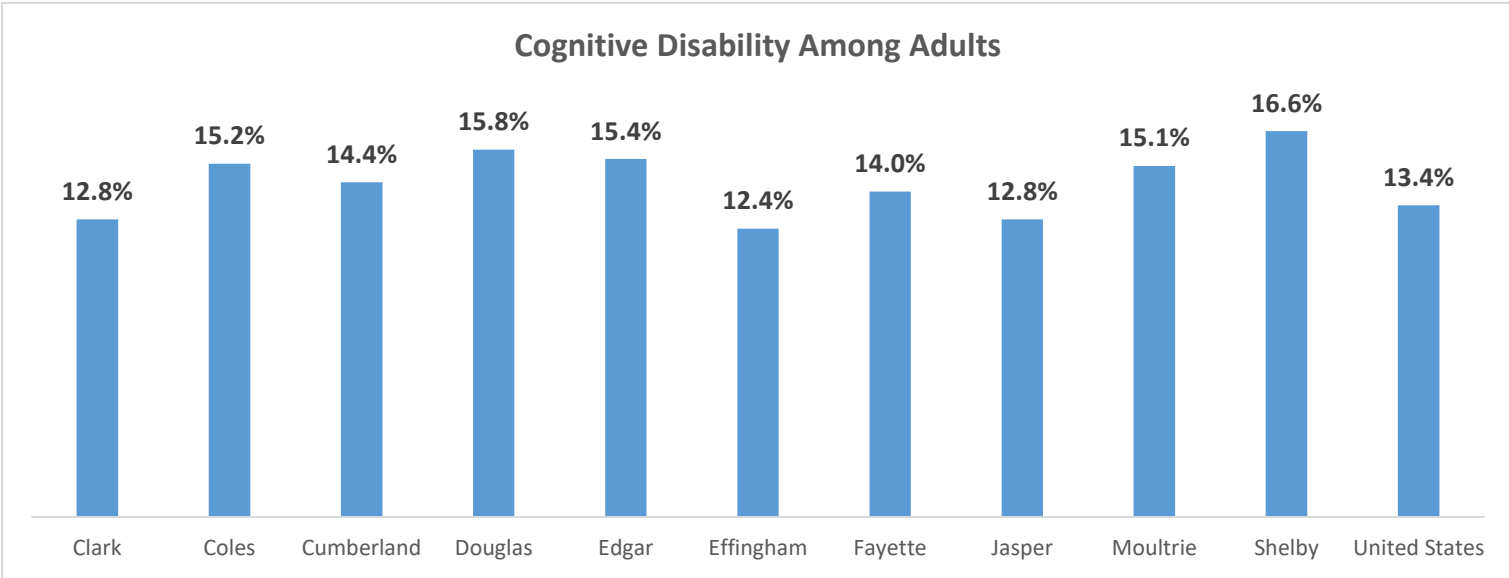
Source: CDC PLACES, 2022 Behavioral Risk Factor Surveillance System

Sarah Bush Lincoln 2024 Community Health Needs Assessment

Health Conditions: Mobility and Cognitive Disabilities



The prevalence of a mobility disability, such as serious difficulty walking or climbing stairs, in adults in Sarah Bush Lincoln’s service area ranges between 10% to 13%, slightly better than the national rate of 14%.

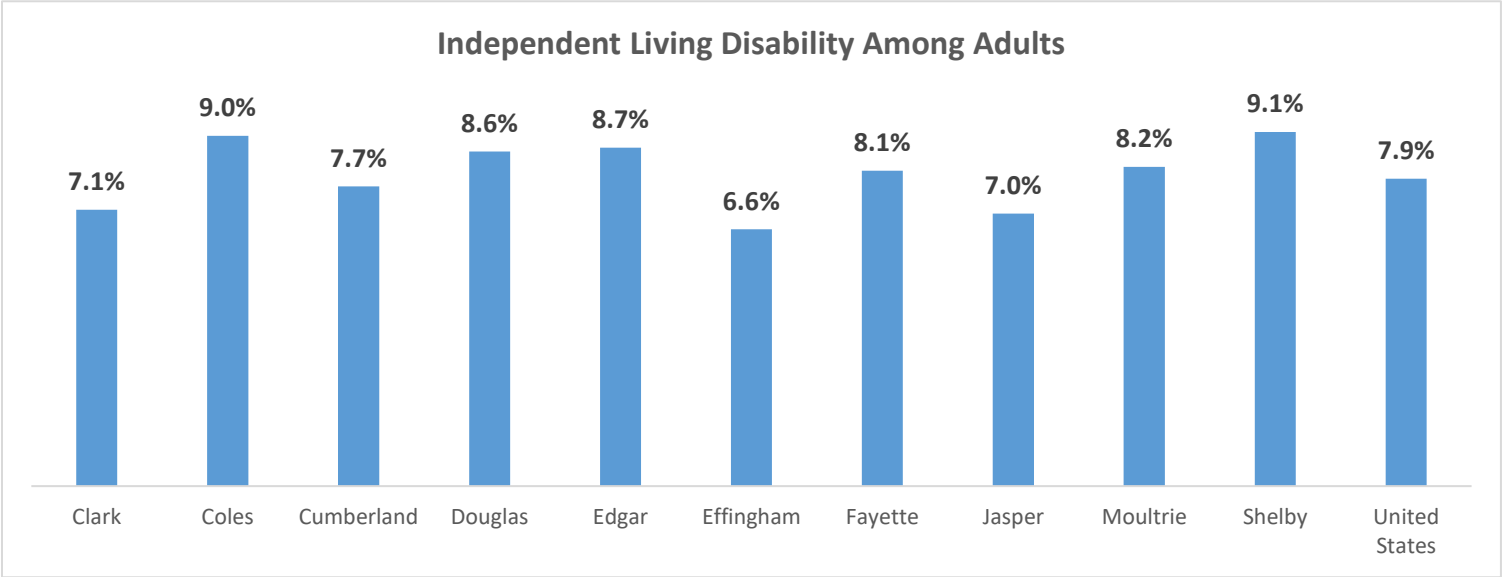


The prevalence of a cognitive disability, such as serious difficulty concentrating, remembering or making decisions, in adults in Sarah Bush Lincoln’s service area ranges between 12% to 17%, slightly higher than the national rate of 13%.

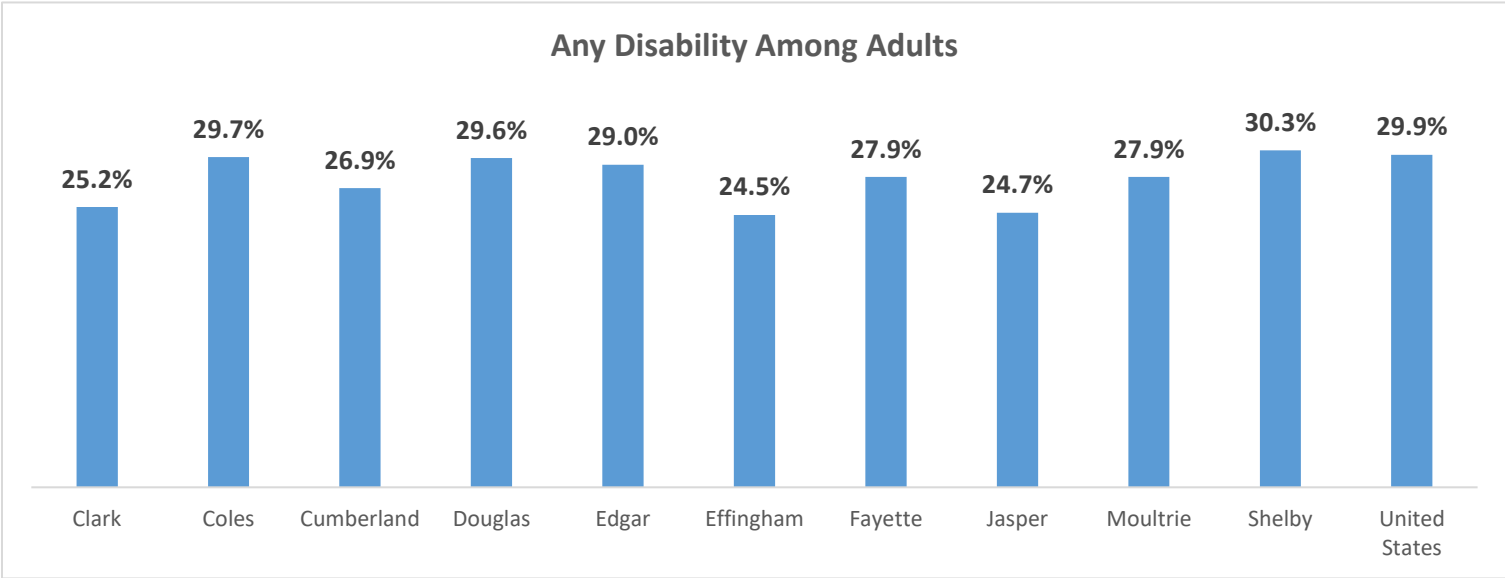
Source: CDC PLACES, 2022 Behavioral Risk Factor Surveillance System

Sarah Bush Lincoln 2024 Community Health Needs Assessment

Health Conditions: Independent Living Disability



The prevalence of an independent living disability, such as difficulty doing errands alone such as visiting a doctor’s office or shopping, in adults in Sarah Bush Lincoln’s service area ranges between 7% to 9%, on par with the national rate of 8%.

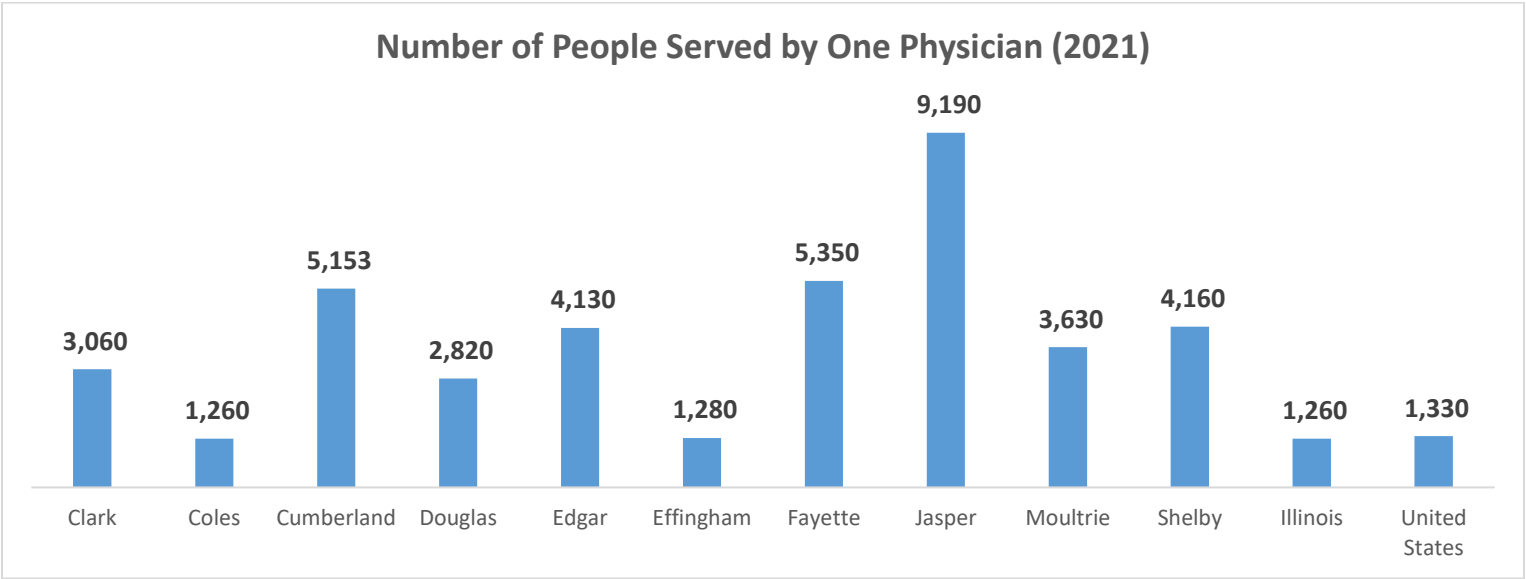


The prevalence of any disability, including difficulty hearing, seeing, dressing or bathing, in adults in Sarah Bush Lincoln’s service area ranges between 25% to 30%, on par with the national rate of 30%.

Source: CDC PLACES, 2022 Behavioral Risk Factor Surveillance System

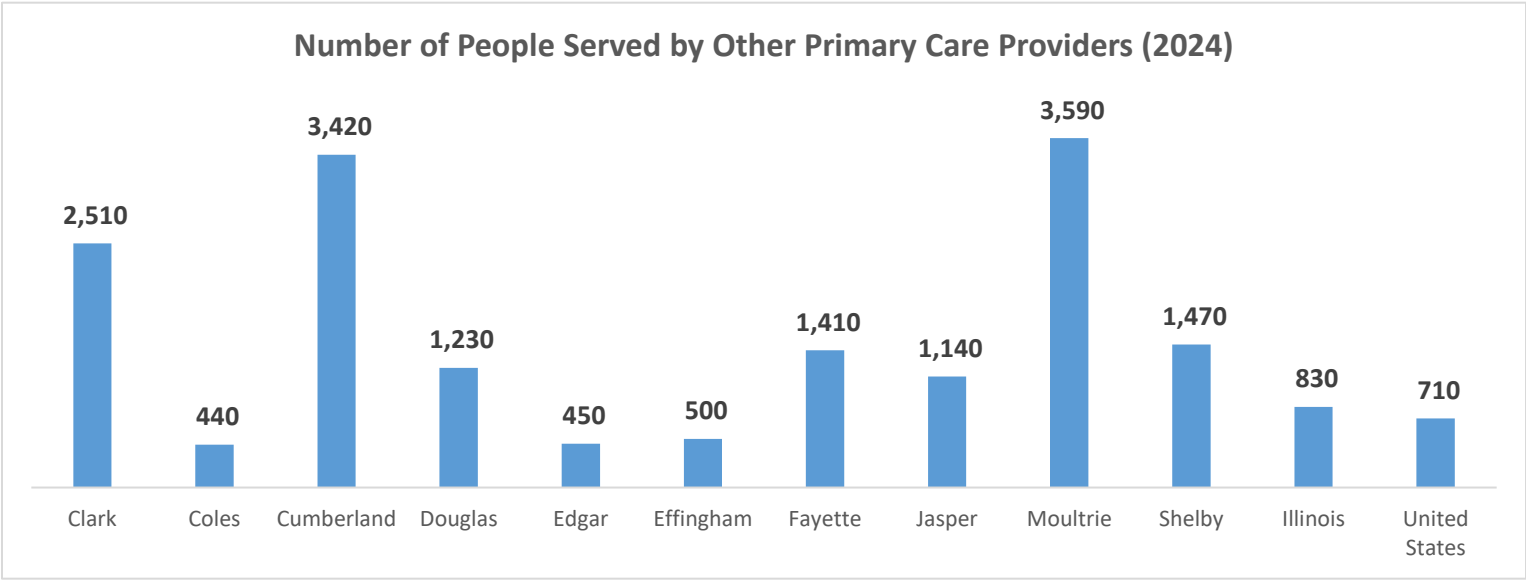
Sarah Bush Lincoln 2024 Community Health Needs Assessment

Access to Healthcare: Primary Care Providers



Access to health care requires access to providers, which can be limited in rural areas.

In SBL’s service area, the ratio of physicians to people is comparable to the state and national rates in Coles and Effingham Counties. In other counties, the ratio can be 2 to 7 times those rates, indicating less access to physicians in those counties.

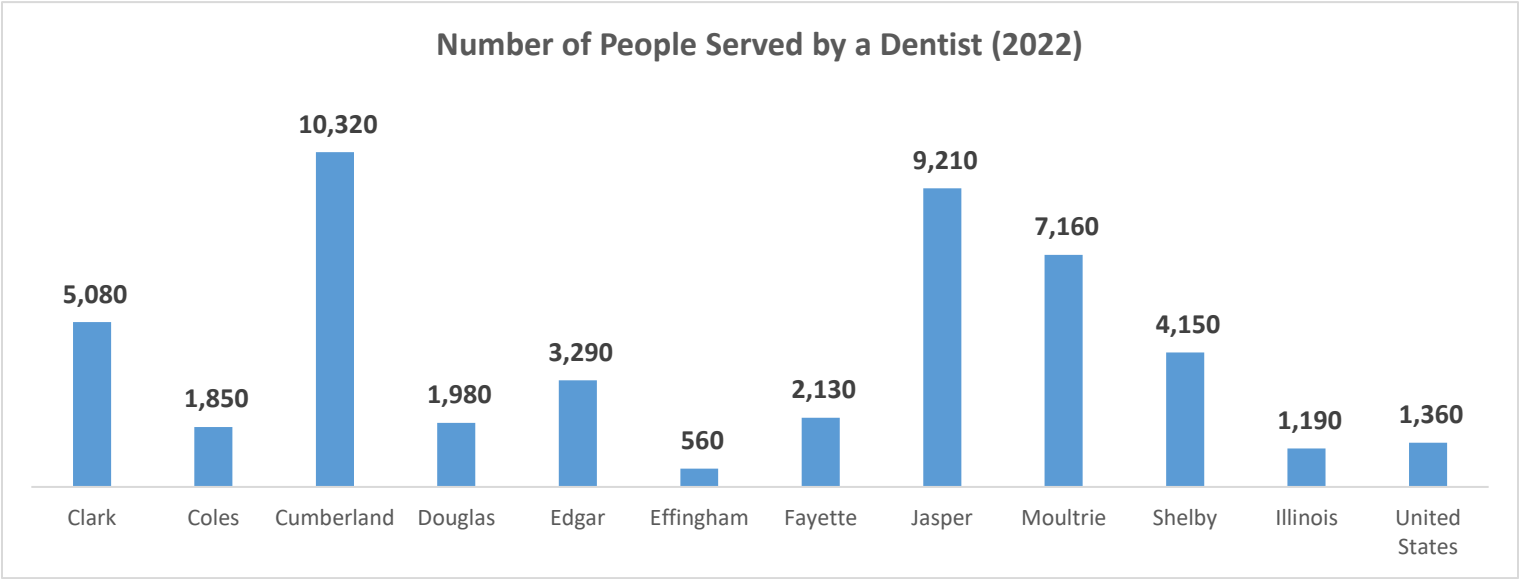


Nurse practitioners, physician assistants and clinical nurse specialists provide more access to care. Ratios of alternative providers to people in SBL’s service area ranges from 1 provider for every 440 people in Coles County to 1 provider for every 3,590 people in Moultrie County.

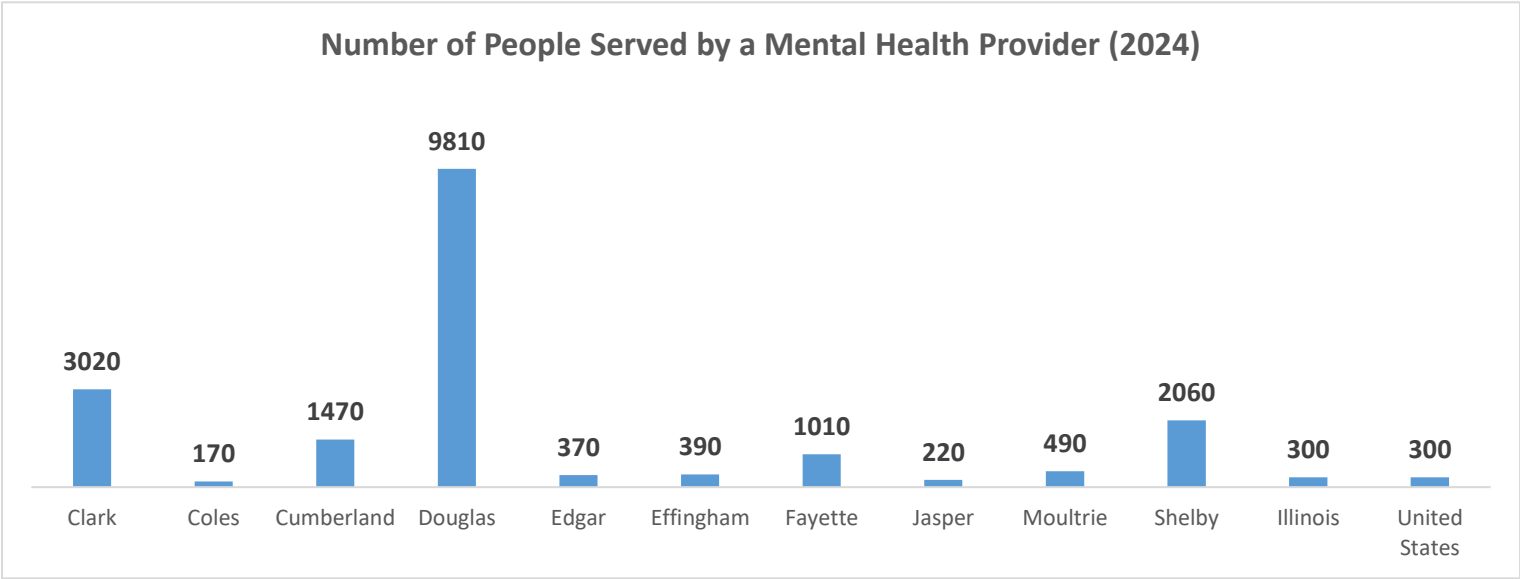
Source: County Health Rankings

Sarah Bush Lincoln 2024 Community Health Needs Assessment

Access to Healthcare: Oral Health and Mental Health Providers



Untreated dental disease can lead to serious health effects. Barriers to accessing oral health care include shortages of dentists that many rural areas experience. In SBL’s service area, the ratio of dentists to people are worse than the Illinois and US rates in all counties except Effingham County.

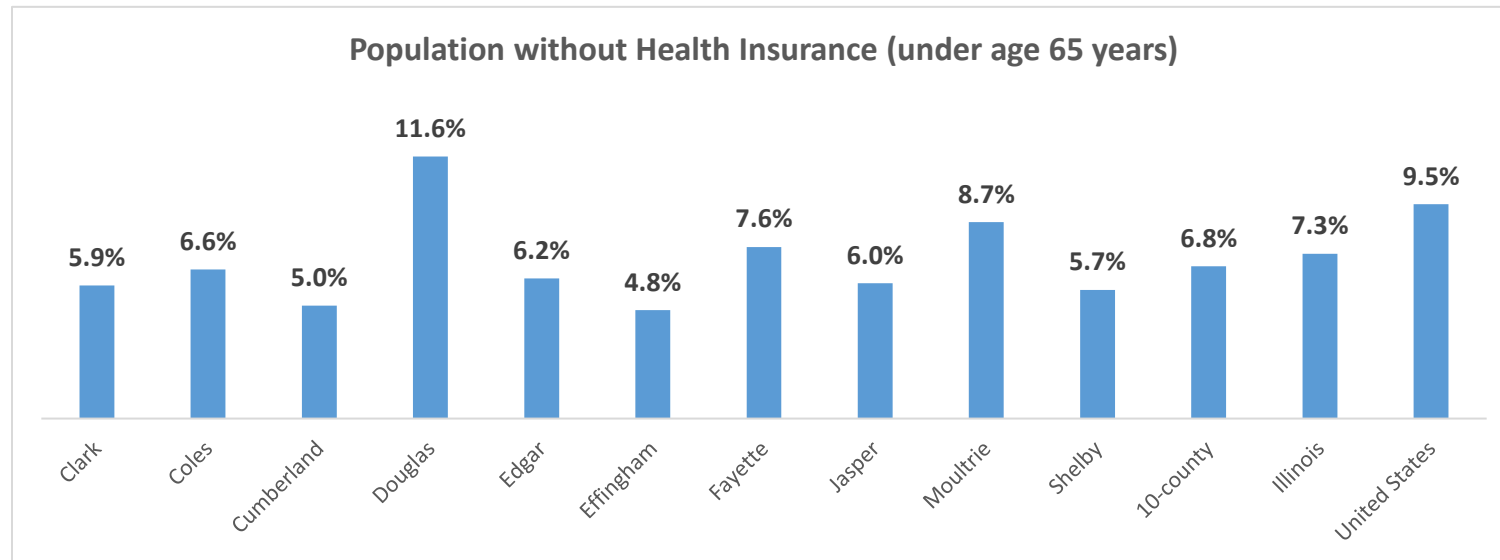


Access to mental health care requires not only financial coverage but also access to providers (physicians, social workers, counselors, therapists and advanced practice nurses specializing in mental health or substance abuse). In many counties in SBL’s service area, the ratio of providers to people is much greater than state and national rates.

Source: County Health Rankings

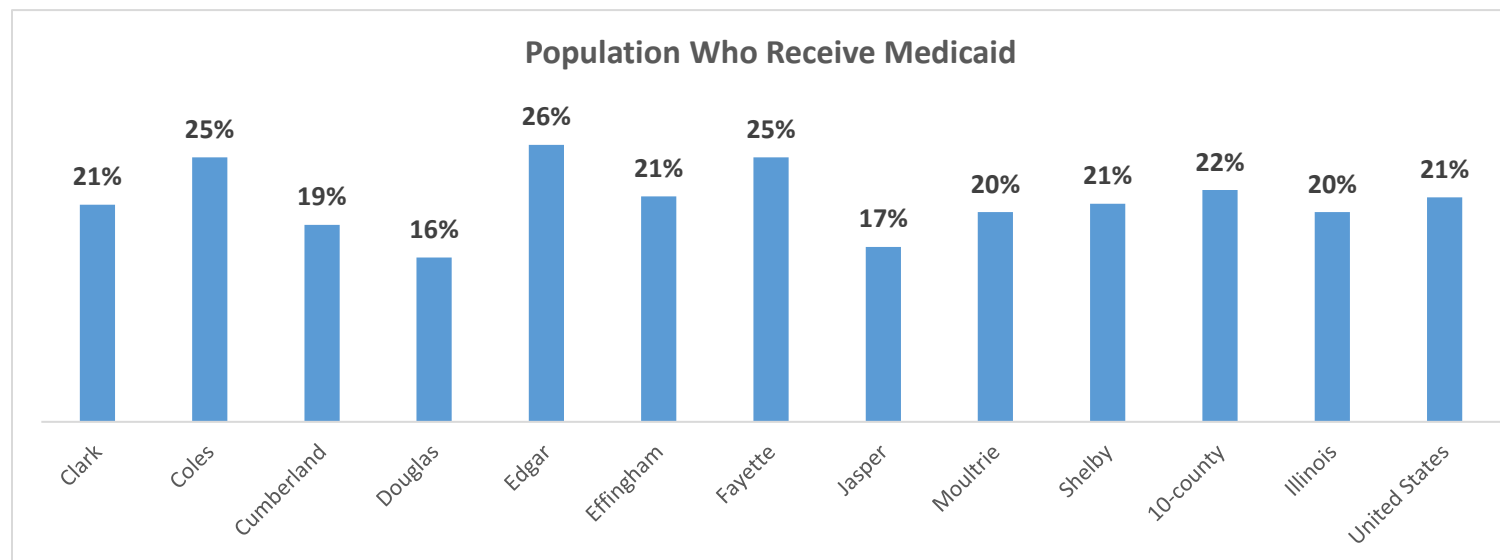
## Sarah Bush Lincoln 2024 Community Health Needs Assessment

### Access to Healthcare: Uninsured and Medicaid



People without health insurance receive fewer preventative services and often delay or forgo needed care due to costs, which can severely impact their health.

In SBL's service area, the percentage of the population under age 65 without health insurance ranges from 5% to 12%.



Medicaid improves access to care for low-income individuals. However, access challenges can still exist with finding providers who accept Medicaid.

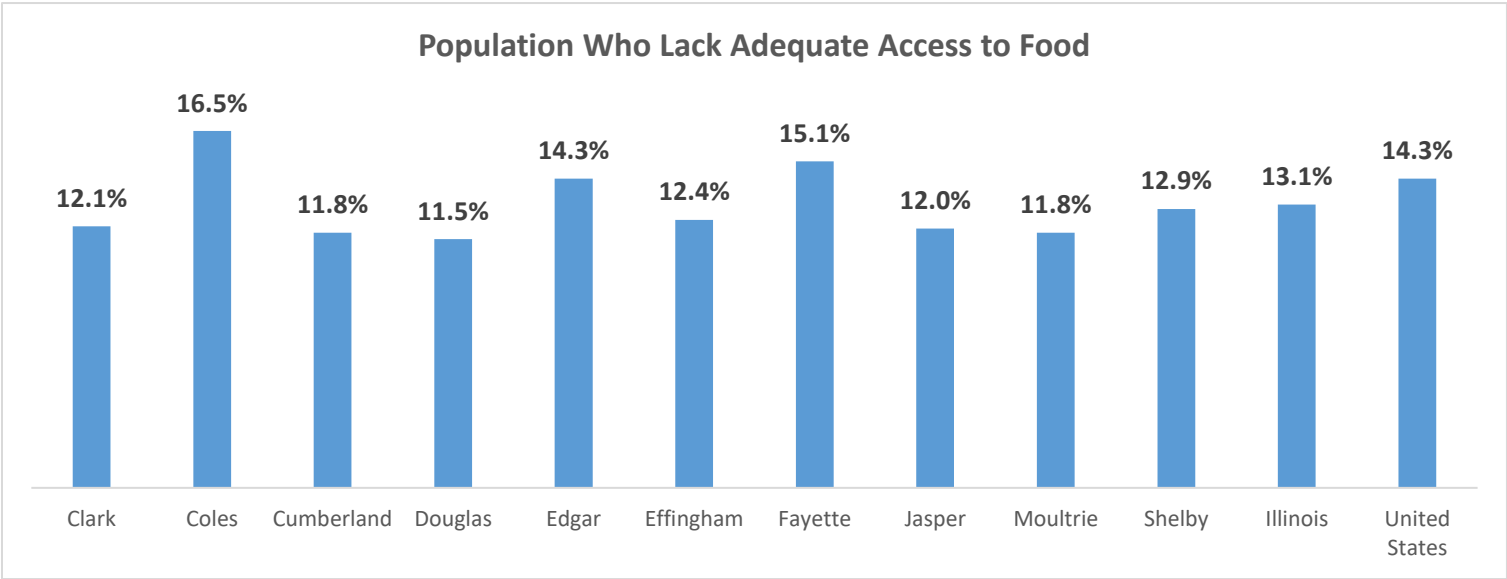
In SBL's service area, the percentage of the population who receive Medicaid varies from 16% in Douglas County to 26% in Edgar County.

Source: US Census QuickFacts and American Community Survey (2019-2023 data)



Sarah Bush Lincoln 2024 Community Health Needs Assessment

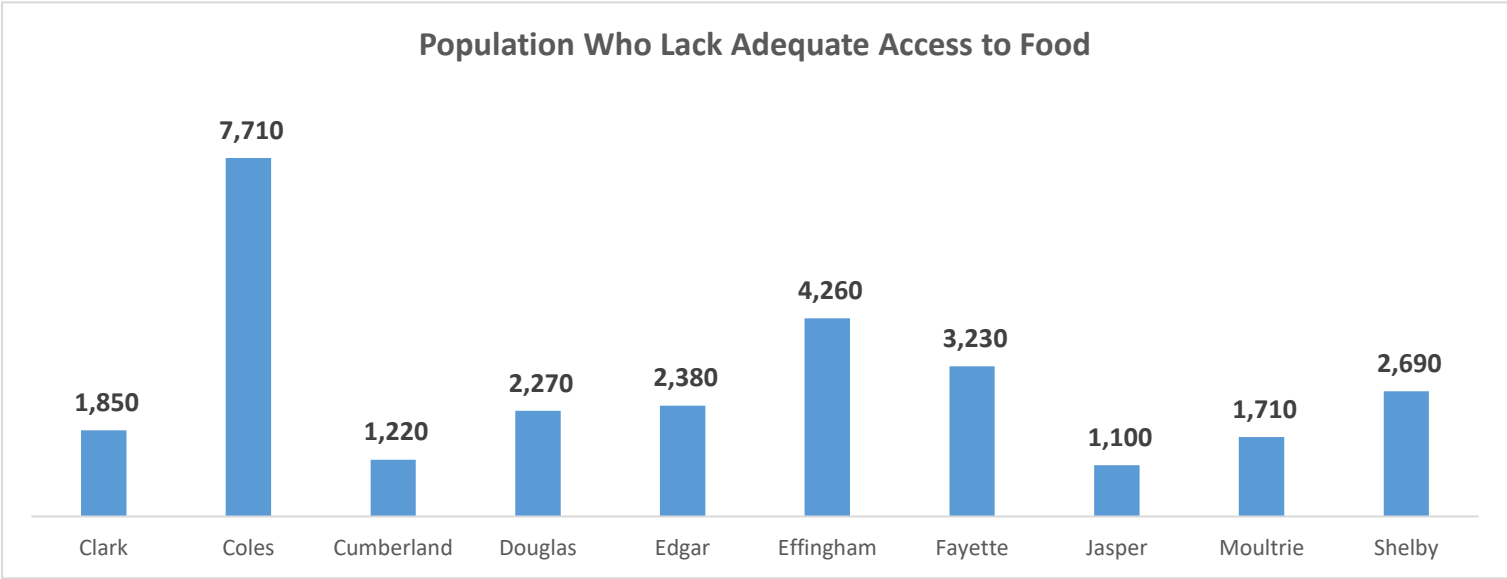
Community Resources: Lack of Adequate Access to Food



Food insecurity is defined by the United States Department of Agriculture (USDA) as a household-level economic and social condition of limited or uncertain access to adequate food. The condition occurs when at least one member of the household lacks access to enough food for an active, healthy life because of limited money or other resources.

In SBL’s service area, the percentage of the population who lack adequate access to food ranges from 12% to 17%.

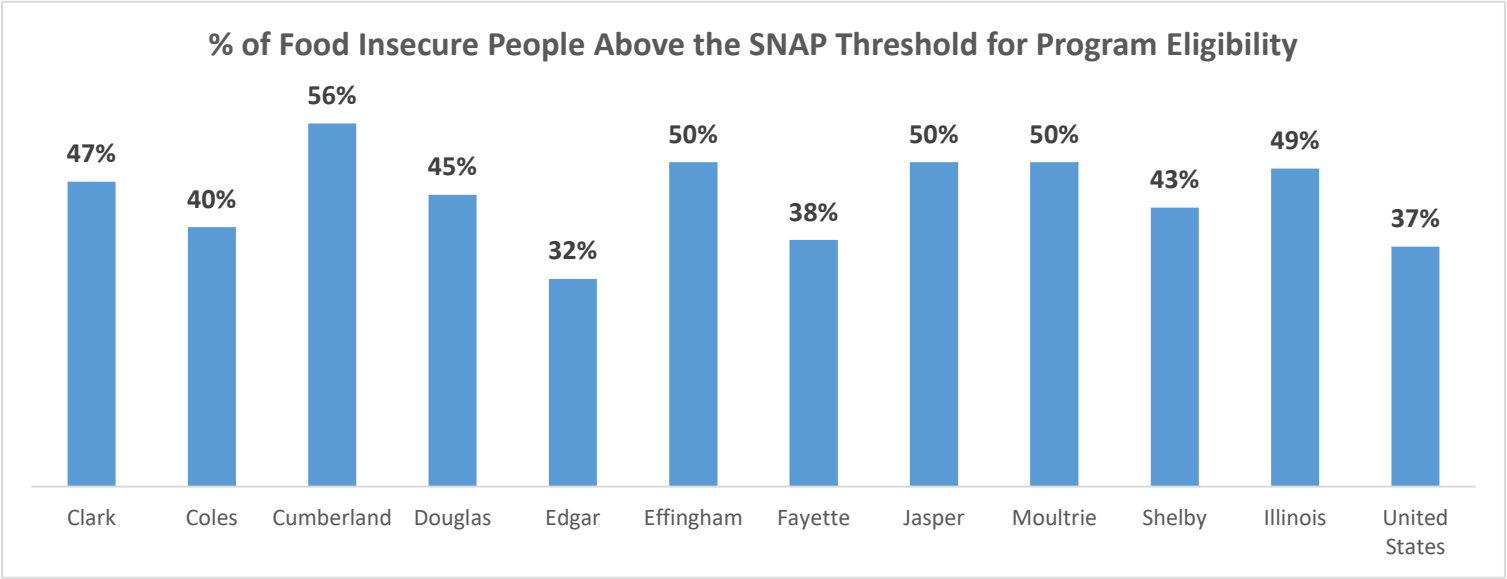
The total number of people in SBL’s 10-county service area affected by a lack of adequate access to food is over 28,000 people.



Source: FeedingAmerica.org (2023)

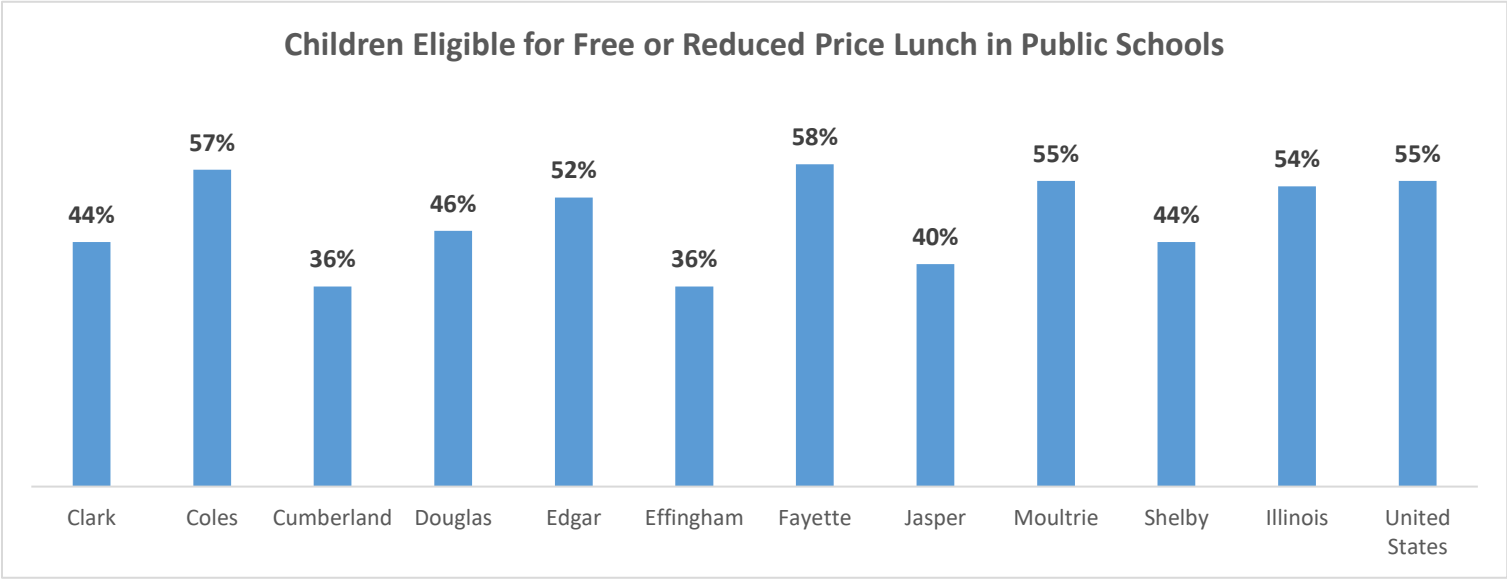
Sarah Bush Lincoln 2024 Community Health Needs Assessment

Community Resources: Access to Food Programs



SNAP (Supplemental Nutrition Assistance Program) is a US Department of Agriculture program that provides food benefits to low-income families so they can afford nutritious food.

To qualify for SNAP in Illinois, recipients must be at or below 165% of the poverty line. In SBL’s service area, roughly half of food insecure people do not qualify for SNAP.

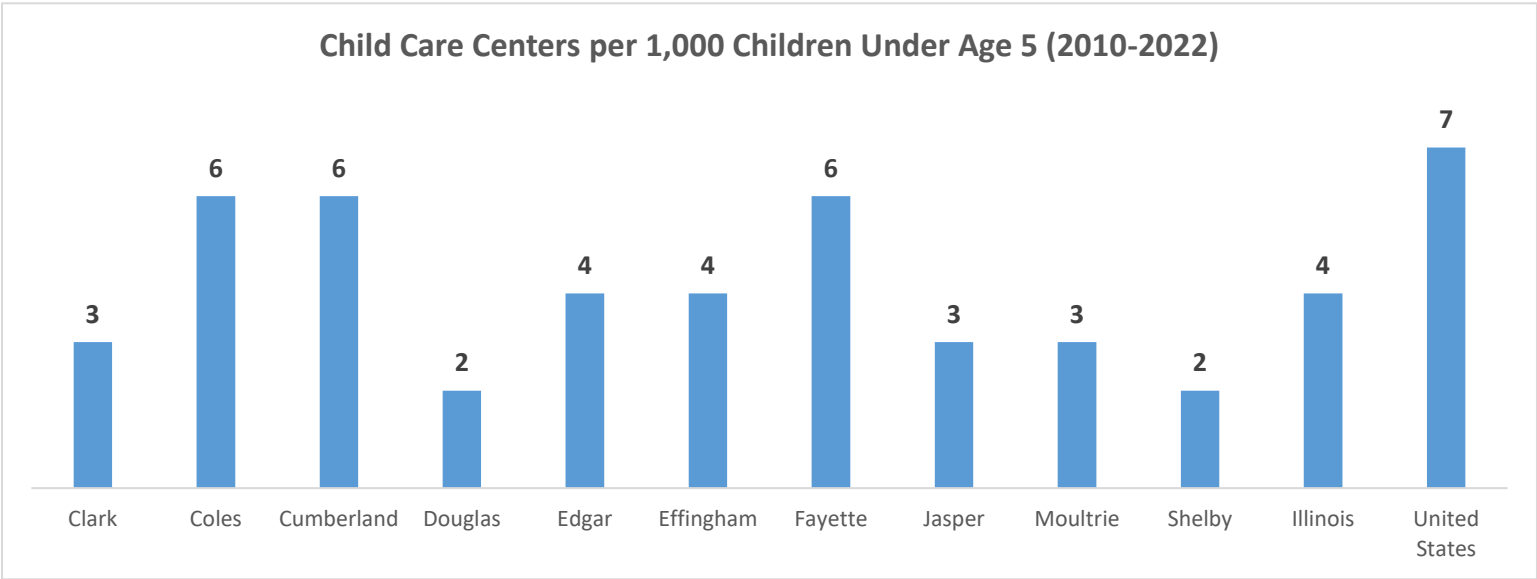
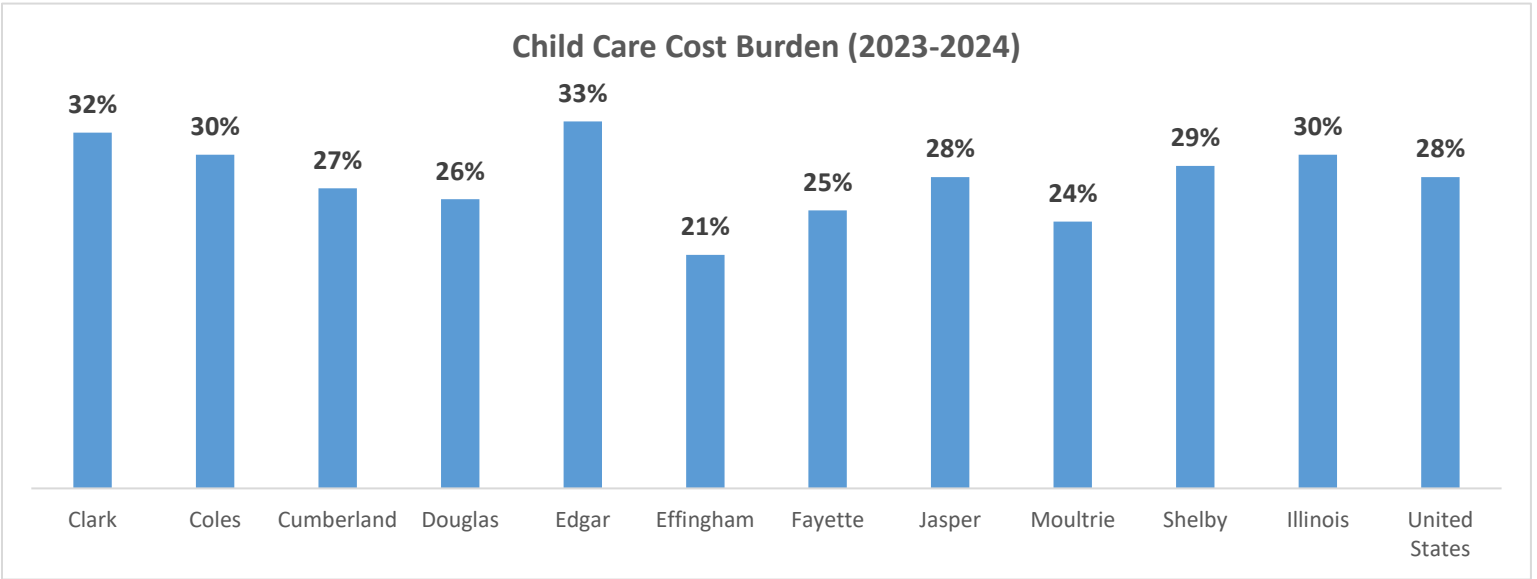


School lunch programs substantially reduce childhood food insecurity. Children can receive low or no-cost nutritionally balanced school meals to help support development and a healthy lifestyle. In SBL’s service area, roughly half of the children in public schools qualify.

Sources: FeedingAmerica.org (2023) and County Health Rankings (2022-2023 data)

Sarah Bush Lincoln 2024 Community Health Needs Assessment

Community Resources: Child Care Affordability and Availability



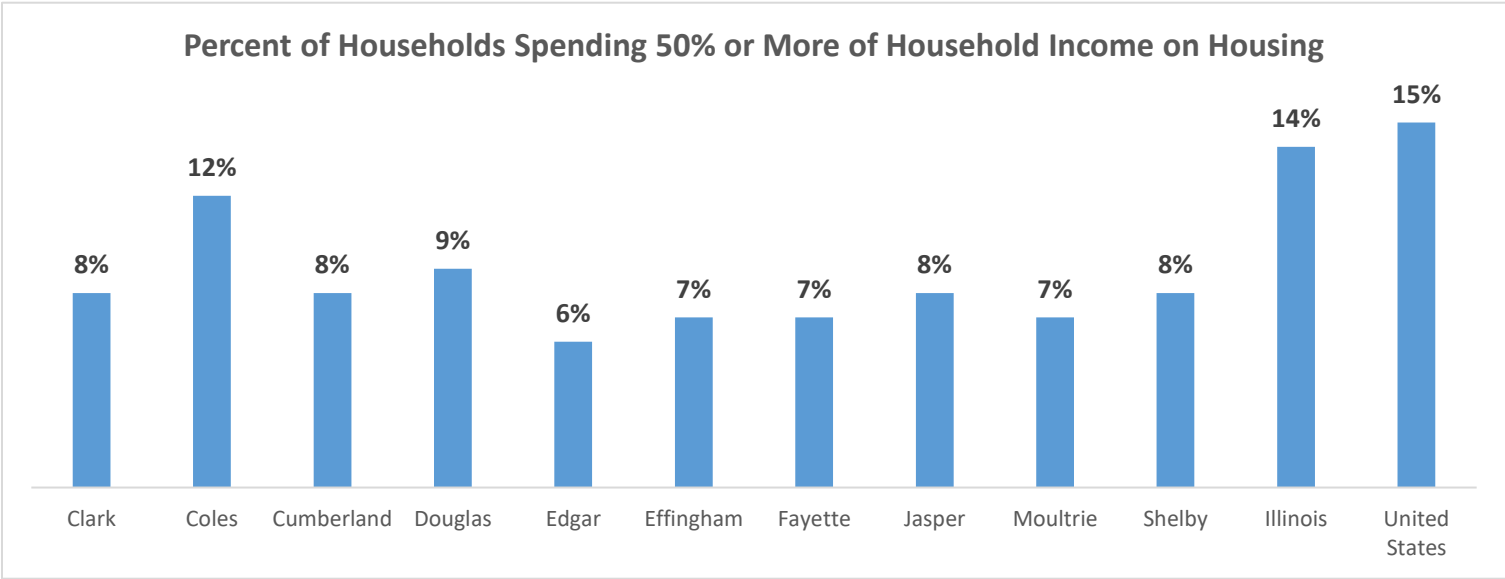
When child care is affordable and accessible, it can increase opportunities for families to earn income and healthcare benefits. When child care expenses are a burden, families often face choices between it and things such as doctor visits and healthy foods.

In SBL’s service area, child care costs for a household with 2 children take, on average, 21% to 33% of the median household income. Historically, the Department of Health and Human Services has considered child care affordable if the expense consumes less than 10% of household income. In addition, child care can be limited due to a lack of centers providing it.

Source: County Health Rankings

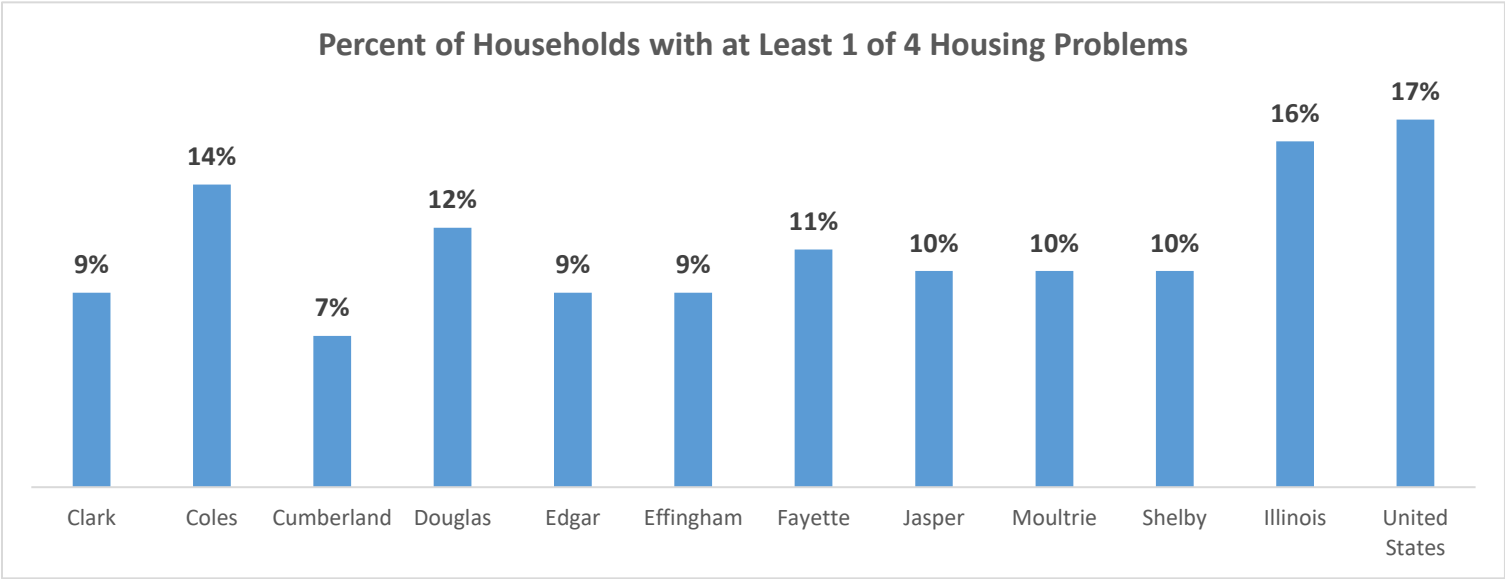
Sarah Bush Lincoln 2024 Community Health Needs Assessment

Community Resources: Housing Affordability and Issues



When households spend the majority of their incomes on housing, they often face difficult trade-offs in meeting other basic needs such as doctor visits, healthy foods and reliable transportation.

In SBL’s service area, between 6% to 12% of households spend 50% or more of their income on housing. In some counties, this is significantly better than the Illinois and US rates.

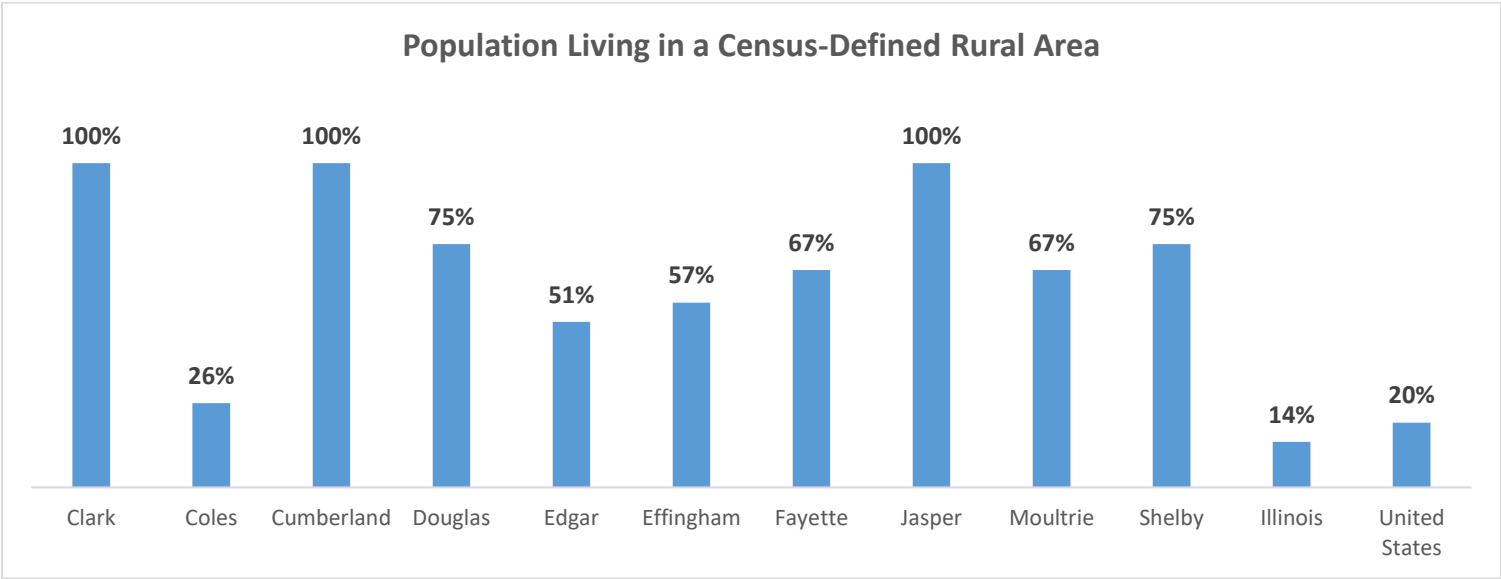


Good health also requires safe housing. The percent of households in SBL’s service area with at least one problem (overcrowding, high costs or lack of kitchen and/or plumbing facilities) ranges from 7% to 14%, which is also better than the Illinois and US rates.


Source: County Health Rankings

Sarah Bush Lincoln 2024 Community Health Needs Assessment

Community Resources: Rural Population and Access to Physical Activity Opportunities



Living in a rural area is associated with a higher risk of death and illness due to higher rates of chronic health conditions, lower access to healthcare, fewer health insurance options and higher poverty rates. In SBL’s service area, the majority of the population outside of Coles County live in a census-defined rural area.

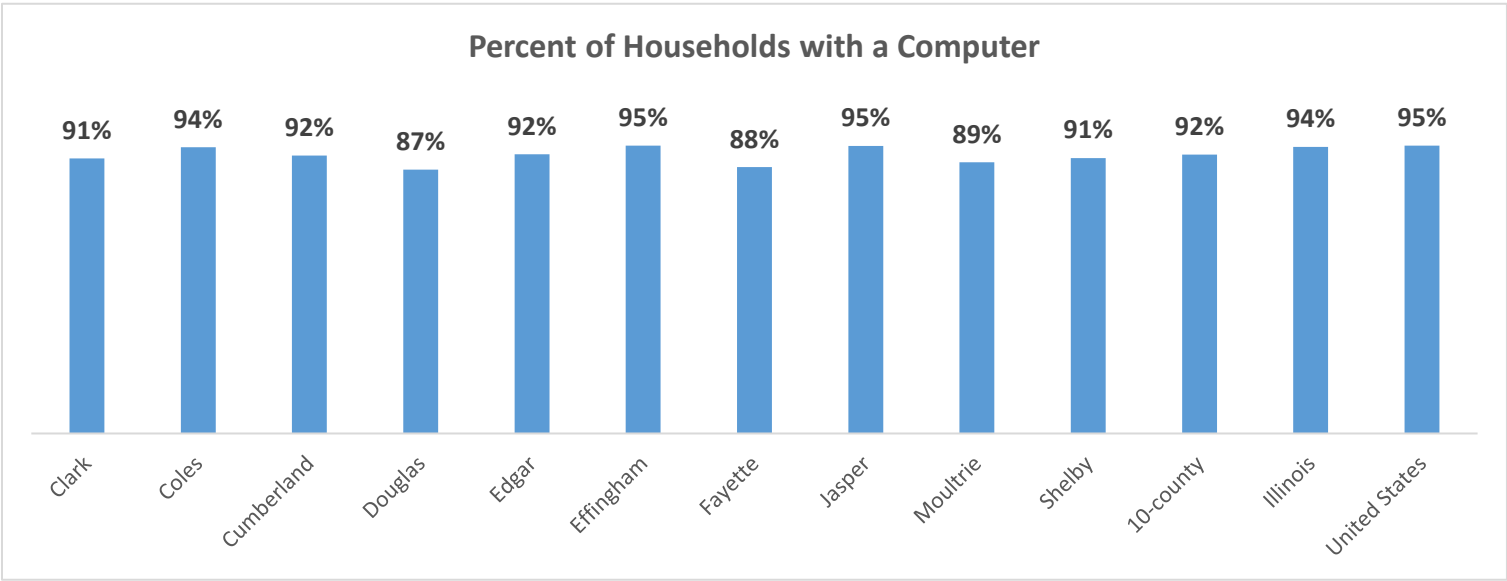


Physical activity is associated with lower risks of health problems. Individuals who live closer to sidewalks, parks and gyms are more likely to exercise. In SBL’s service area, the percent of the population with adequate access to a location for physical activity ranges from 20% to 83%.

Sources: US Census Bureau (2020 data) and County Health Rankings

Sarah Bush Lincoln 2024 Community Health Needs Assessment

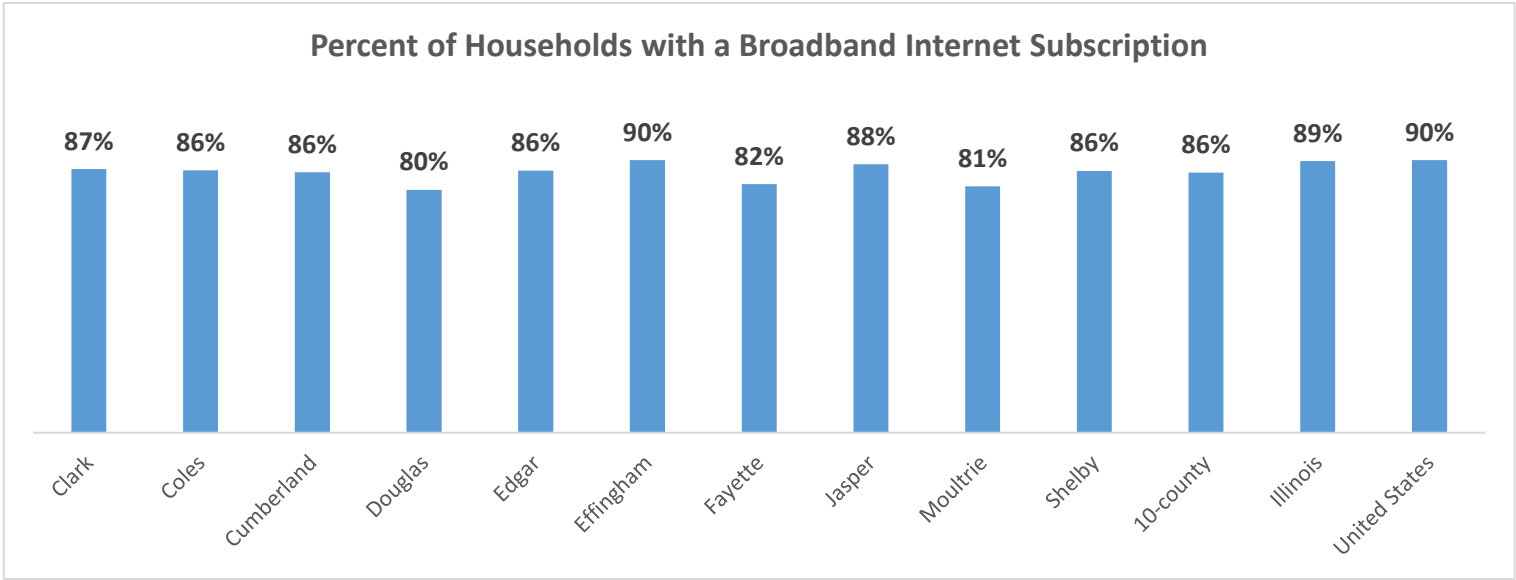
Community Resources: Computers and Access to the Internet



Access to a computer and broadband can positively impact health by supplying tools to access health care remotely, improve mental wellness by fostering social connectedness and provide access to health information and other resources.

Access to reliable, high-speed broadband internet also improves access to education and employment opportunities and is associated with increased economic development.

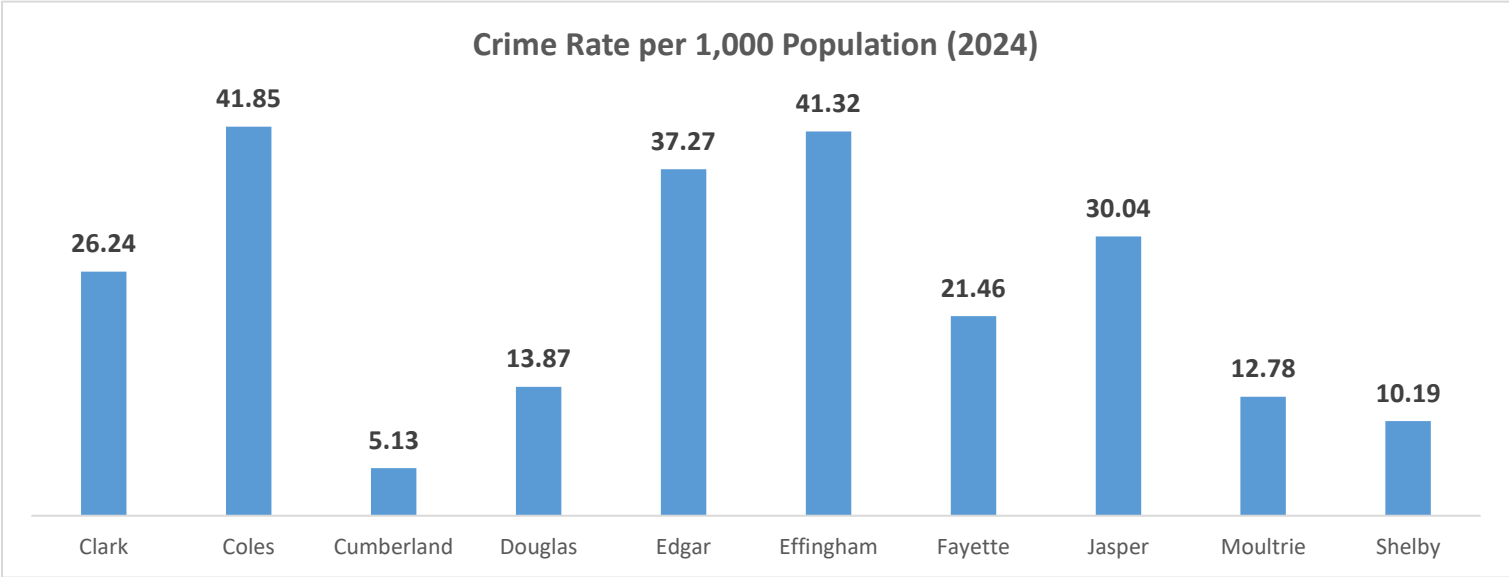
In SBL’s service area, the vast majority of households have a computer, and more than 4 of every 5 households have a broadband internet subscription.



Sources: US Census Bureau

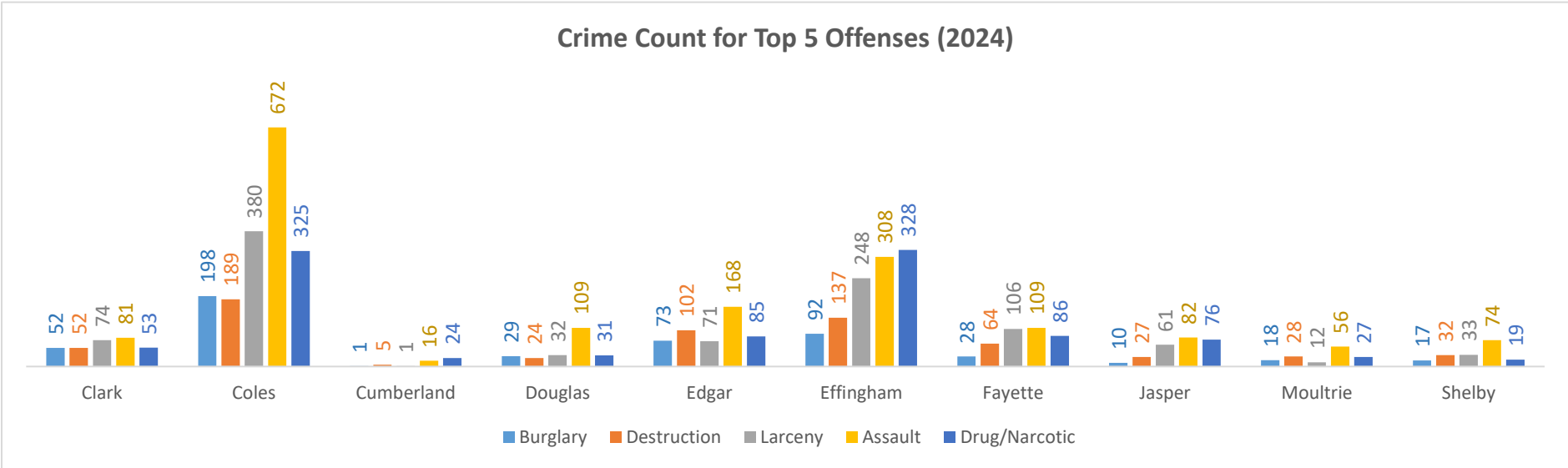
Sarah Bush Lincoln 2024 Community Health Needs Assessment

Environment and Safety: Violent Crime



Exposure to crime and acts of violence can lead to physical injury, mental stress and other negative health consequences.

In SBL’s service area, crime rates in 2024 ranged from 5 to 42 crimes per 1,000 people. Counts for the most common crimes are listed below.

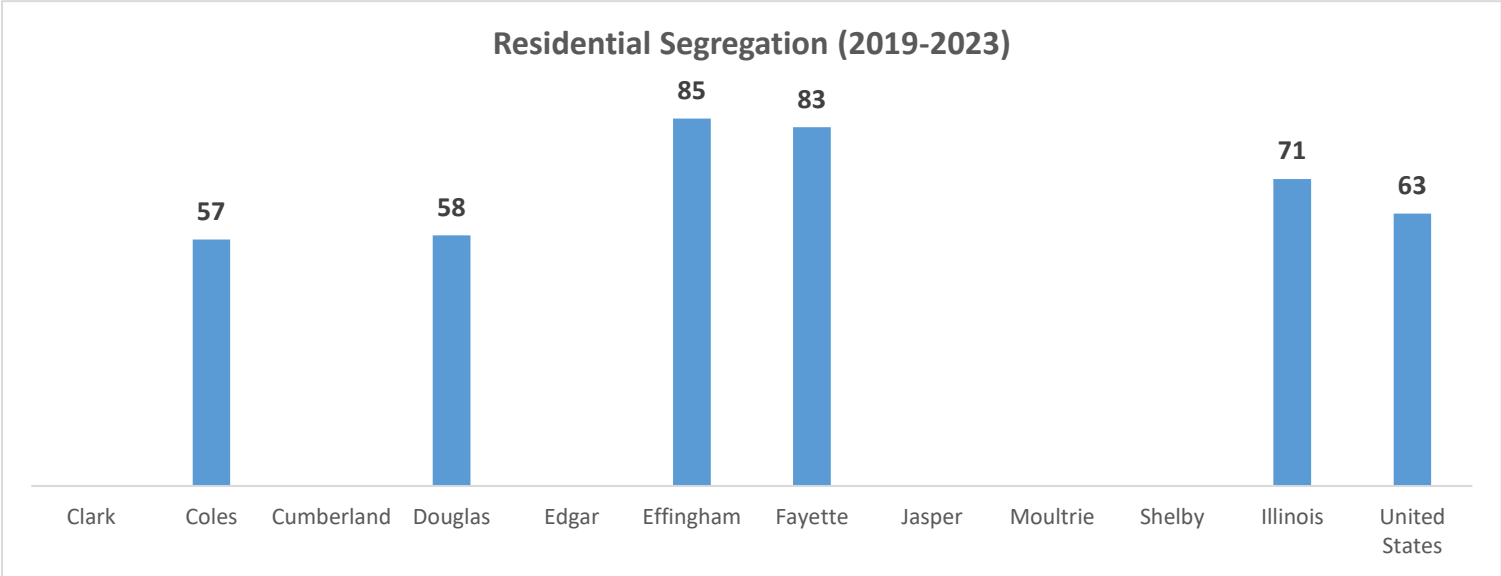


Source: Illinois State Police, Illinois Uniform Crime Reporting (I-UCR)



Sarah Bush Lincoln 2024 Community Health Needs Assessment

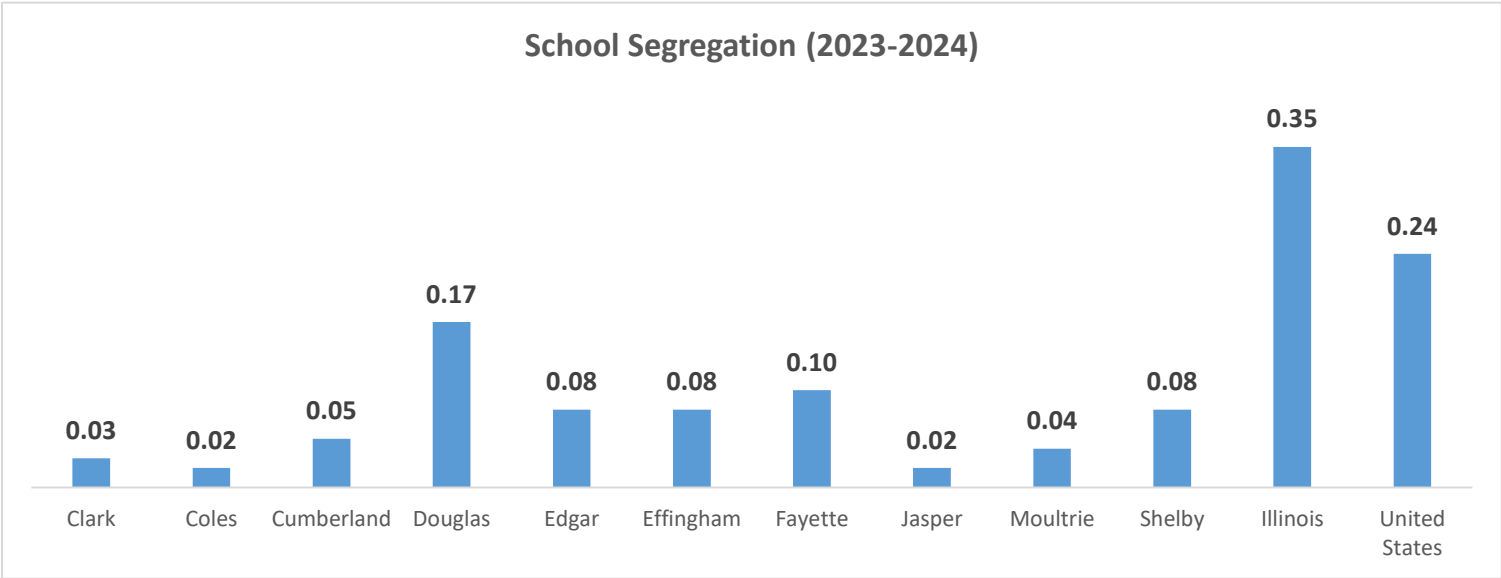
Environment and Safety: Discrimination and Segregation



Discrimination and segregation can impact health by limiting access to quality healthcare and healthy environments, inflicting stress from living in disadvantaged areas and limiting socioeconomic opportunities.

Residential segregation is an index that represents the degree to which two or more groups live separately from one another in a geographic area. The index ranges from 0 (complete integration) to 100 (complete segregation). Data are not reported for counties with a Black population less than 100.

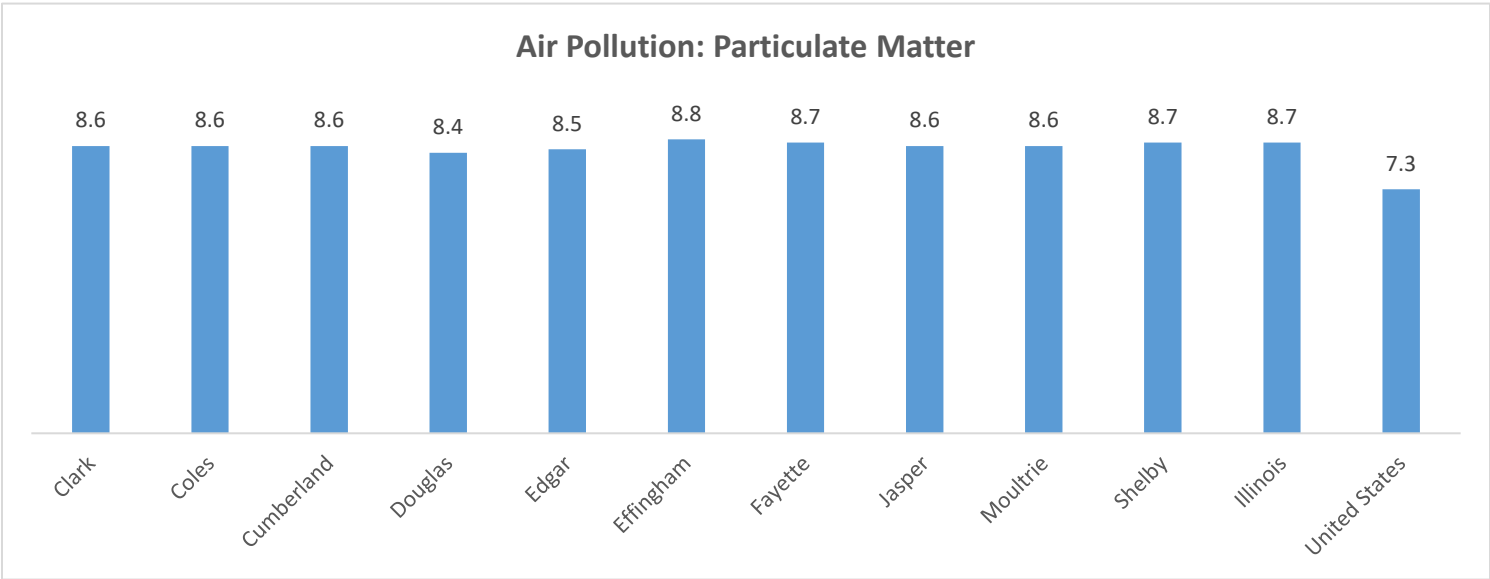
The school segregation index ranges from 0 to 1, with lower values representing school composition that approximates race and ethnicity distributions in the state populations within the county.



Source: County Health Rankings

Sarah Bush Lincoln 2024 Community Health Needs Assessment

Environment and Safety: Pollution



The environment a person lives in can significantly impact their health, both positively and negatively. Exposure to pollutants like air and water contamination can lead to health issues such as respiratory problems, cardiovascular disease and mental health challenges. Access to clean air and water and a healthy living environment are crucial for maintaining good physical and mental well-being.

Air pollution is a measure of the average daily density of fine particulate matter. The Environmental Protection Agency (EPA) has primary annual average standards of 12.0 micrograms per cubic meter.

Air pollution in SBL’s service area is on par with the State rate, which is higher than the US rate.

Drinking Water Violations (2023)	
Clark	No
Coles	No
Cumberland	No
Douglas	No
Edgar	Yes
Effingham	Yes
Fayette	Yes
Jasper	No
Moultrie	No
Shelby	Yes

Ensuring the safety of drinking water is important in preventing illness, birth defects, and death due to pollution. Other health problems have been associated with contaminated water, including nausea, lung and skin irritation, cancer, infection, and birth defects.

Between 3%-10% of community water systems experience a violation each year. In 2023, 4 of the 10 counties in SBL’s service area reported a health-based drinking water violation.

Source: County Health Rankings

## Sarah Bush Lincoln

### 2024 Community Health Needs Assessment

#### Methodology and Overall Results

In 2024, Sarah Bush Lincoln developed and implemented a plan to complete its triennial community health needs assessment.

In April 2024, links to an online survey were shared with community members via SBL's website and social media platforms. In addition, links were emailed to SBL employees and employees of area service agencies, who have working relationships with SBL's Healthy Communities programs. The goal was to obtain insights from members of the community to better understand the health needs of people living in SBL's service area and the social determinants that have the largest impact on their health.

Survey respondents were asked to rank 8 health needs in order of greatest need and 10 social determinants of health in order of greatest impact on the health of the people in their community. Respondents were also given open-ended questions to obtain their thoughts on what can be done to address the needs.

In April and May 2024, community meetings, that were advertised and open to the public, were held in each of the ten counties in SBL's service area. The meetings allowed SBL staff to dive deeper into key themes that were appearing in the survey results. Input was also obtained by collecting responses to questions on community boards that were placed in public locations in SBL's service area.

Survey results were aggregated and reviewed both at the overall 10-county service area level and at the individual county level.

Reports for each area are included in the following pages of this report.

Overall results for the two ranking questions were as follows:

Greatest Needs that Impact People's Health	Weighted Average (on a scale of 1 to 8)
Mental health	6.24
Substance abuse	5.33
Inability to pay for health care	5.22
Healthy behaviors	4.24
Chronic illness	3.94
Poor nutrition	3.87
Health care knowledge	3.85
Access to health care	3.57

Social Determinants of Health that Most Impact the Health of People in the Community	Weighted Average (on a scale of 1 to 10)
Income	8.13
Affordable and safe housing	7.63
Access to food	6.68
Education	6.36
Transportation	6.20
Literacy and language skills	5.38
Access to physical activity opportunities	4.93
Violence	4.41
Discrimination	3.71
Polluted environment (air/water)	2.70

## Sarah Bush Lincoln

### 2024 Community Health Needs Assessment

### Implementation Strategy

Information in Sarah Bush Lincoln's 2024 Community Health Needs Assessment was reviewed by SBL management team members, physician leaders and the Board of Directors during SBL's triennial strategic planning process in October 2024.

The output of the strategic planning process was a detailed list of strategic objectives and action plans that will guide the activities of the organization during the FY26-FY28 time frame, beginning in July 2025 and carrying through until June 2028.

SBL objectives and action plans that align with the greatest health needs and social determinants of health in the communities it serves are outlined as follows:

#### Priority 1: Maximize Access to Care

##### Goal 1: Expand access to mental health services

###### Strategies

- A. Optimize integrated behavioral health in SBL primary care clinics
- B. Leverage internal and external partnerships to provide behavioral health services, including addressing substance abuse

##### Goal 2: Improve patient access and service through the use of technology and other means

###### Strategy

- A. Implement digital front door strategies such as self-scheduling, pre-registration systems, patient portal, patient messaging, etc.

##### Goal 3: Expand access to care for underserved populations

###### Strategies

- A. Grow service lines in the Effingham, Fayette and Tuscola regions
- B. Expand services available at SBL Fayette County Hospital
- C. Update SBL's medical staff development plan that will guide provider recruitment to meet the needs of the community

#### Priority 2: Improve Health Status

##### Goal 1: Improve care for patients with chronic health conditions or factors that place them at higher risk for poor health

###### Strategies

- A. Develop multi-disciplinary approaches to recognize at-risk patients and deploy care strategies to reduce readmissions
- B. Implement heart failure program

**Sarah Bush Lincoln**  
**2024 Community Health Needs Assessment**  
**Implementation Strategy**

**Priority 3: Address Social Determinants of Health**

**Goal 1: Promote economic stability to address social determinants of health in SBL communities**

Strategy

- A. Participate in and support programs that promote economic development in SBL communities

**Goal 2: Partner with the community to address social determinants of health**

Strategy

- A. Evaluate/partner with key stakeholders to address social determinants of health

**Goal 3: Support education programs for current and future employees**

Strategies

- A. Support employees with education and training for growth into licensed and professional positions, which will provide economic benefits to them and the community
- B. Establish healthcare academy to promote healthcare careers with high school students that will provide economic benefits to them and the community

**Goal 4: Sustain existing SBL programs that address social determinants of health**

Strategies

- A. Provide access to healthy food options for seniors through the Peace Meal program
- B. Provide dental care to children at no cost to families who qualify
- C. Provide a 90-day program through the Center for Healthy Living for participants to receive a custom-designed exercise and lifestyle modification program

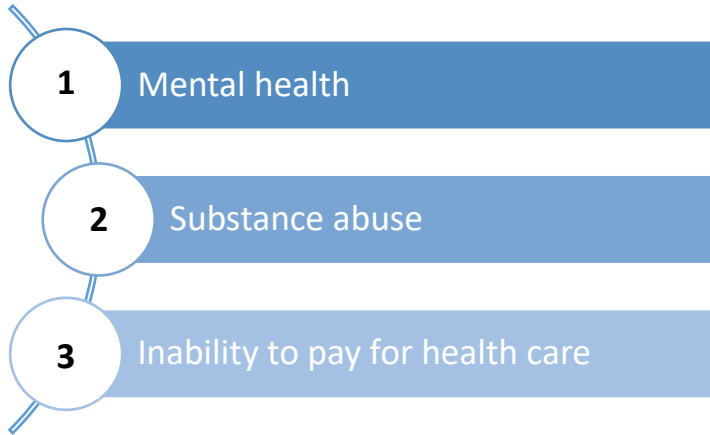
This Implementation Plan will be rolled out over the next three years, from FY2026 through the end of FY2028, as part of Sarah Bush Lincoln's strategic plan. Leaders will work with community partners and health issue experts on the following to address the identified health needs:

- Develop work plans to support effective implementation
- Create mechanisms to monitor and measure outcomes
- Provide on-going status reports and results of these efforts to improve community health

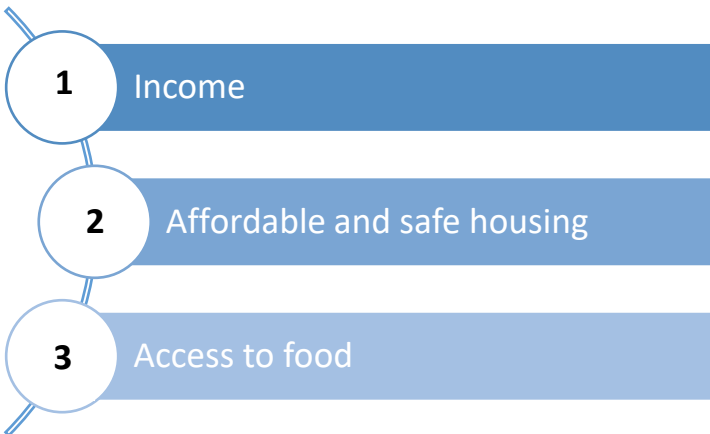
Sarah Bush Lincoln Health Center is committed to conducting another health needs assessment within three years.

## 2024 Sarah Bush Lincoln Community Health Needs Assessment Summary of Survey Results for SBL's 10-County Service Area

### Greatest needs in the community that impact people's health



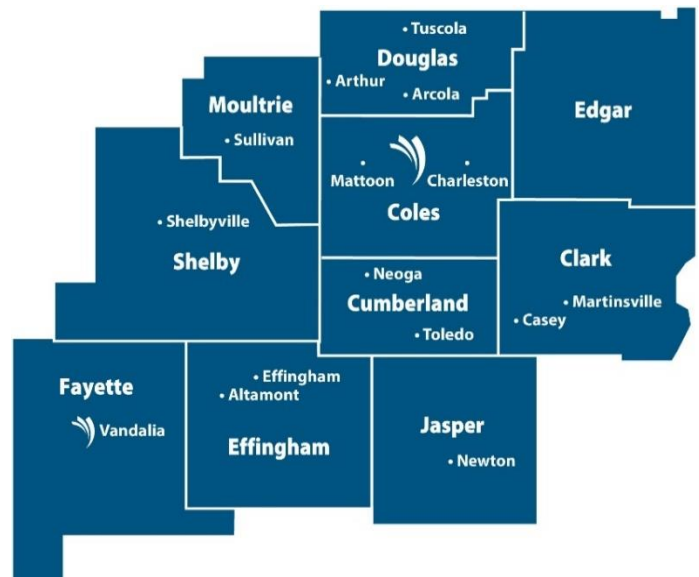
### Social Determinants of health that most impact the health of people in the community



### Survey Participants

793 responses	88% female	Median Age Group 45-54
---------------	------------	------------------------

Sarah Bush Lincoln (SBL) serves a 10-county area in east central Illinois, with a population of over 200,000. SBL is the largest healthcare provider and employer in the service area with a 165-bed hospital located in Mattoon and a 25-bed critical access hospital in Vandalia. SBL has over 60 primary, specialty and surgical care clinics throughout its service area, in locations depicted on the adjacent map. Its annual volumes include over 14,000 hospital admissions, 43,000 emergency care visits, 50,000 walk-in clinic visits and 460,000 clinic visits.



## 10-County Service Area Demographics

10-county population estimate (2024):	207,784	
% Below 5 years of age	5.4%	U.S. = 5.5%
% Below 18 years of age	21.4%	U.S. = 21.7%
% Age 65 and older	20.5%	U.S. = 17.7%

Average life expectancy	76.3 years	U.S. = 77.1 years
% of adults who are smokers	17%	U.S. = 13%
% of adults who report heavy drinking	21%	U.S. = 17%
% of adults who are obese	37%	U.S. = 34%

White alone	95.3%	U.S. = 75.3%
African American alone	2.2%	U.S. = 13.7%
Two or more races	1.4%	U.S. = 3.1%
Hispanic	3.1%	U.S. = 19.5%

Households	86,790	
Owner-occupied housing rate	74.5%	U.S. = 65.0%
Average monthly costs with mortgage	\$1,217	U.S. = \$1,902
Median gross rent	\$773	U.S. = \$1,348

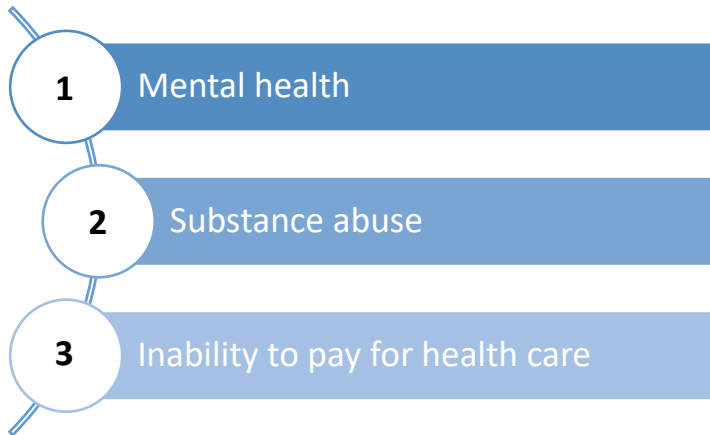
High school graduate or higher	90.7%	U.S. = 89.4%
Bachelor's degree or higher	21.0%	U.S. = 35.0%
Households with a computer	91.8%	U.S. = 94.8%
Households with broadband Internet	85.7%	U.S. = 89.7%

Average household income	\$67,131	U.S. = \$78,538
Average per capita income	\$34,942	U.S. = \$43,289
% Persons in poverty	12.8%	U.S. = 11.1%
Persons without health insurance	6.8%	U.S. = 9.5%

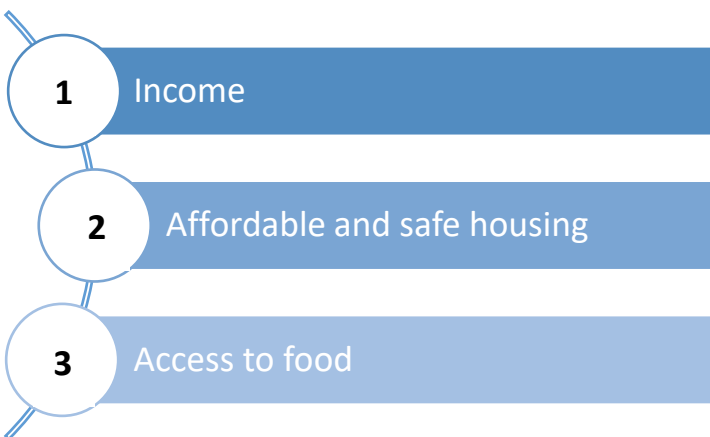
Sources: U.S. Census and County Health Rankings

## 2024 Sarah Bush Lincoln Community Health Needs Assessment Survey Results for Clark County

### Greatest needs in the community that impact people's health



### Social Determinants of health that most impact the health of people in the community



### Survey Participants

28  
responses

Mostly  
female

Ages  
25 and  
older

### What can be done to address health care needs in your community?

- More mental health resources.
- Primary health care and a grocery store.
- Need additional care providers at the Casey clinic. Hard to get appointments - have to go to walk in or ED
- Addiction treatment programs that also educate the families of addicts.

### What prevents people from utilizing current resources available to them to address social determinants of health?

- They do not have easy contact information or no easy way to find out what is available.
- Transportation. People forced to use different pharmacies due to insurance. Unable to travel to pick up meds.



## Clark County Demographics

Clark County population estimate (2024): 15,076

% Below 5 years of age	5.2%	U.S. = 5.5%
% Below 18 years of age	22.0%	U.S. = 21.7%
% Age 65 and older	20.7%	U.S. = 17.7%

Average life expectancy	74.9 years	U.S. = 77.1 years
% of adults who are smokers	15%	U.S. = 13%
% of adults who report heavy drinking	21%	U.S. = 17%
% of adults who are obese	35%	U.S. = 34%

White alone	97.0%	U.S. = 75.3%
African American alone	1.1%	U.S. = 13.7%
Two or more races	1.2%	U.S. = 3.1%
Hispanic	1.8%	U.S. = 19.5%

Households	6,597	
Owner-occupied housing rate	81.7%	U.S. = 65.0%
Median monthly costs with mortgage	\$1,199	U.S. = \$1,902
Median gross rent	\$828	U.S. = \$1,348

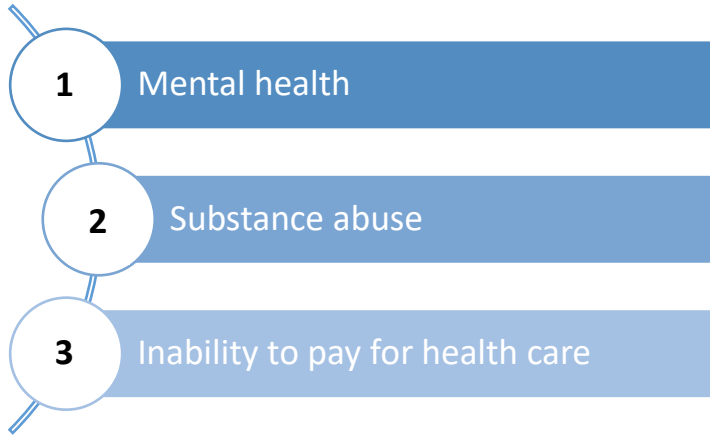
High school graduate or higher	92.0%	U.S. = 89.4%
Bachelor's degree or higher	24.3%	U.S. = 35.0%
Households with a computer	90.6%	U.S. = 94.8%
Households with broadband Internet	86.8%	U.S. = 89.7%

Median household income	\$70,625	U.S. = \$78,538
Per capita income	\$35,425	U.S. = \$43,289
% Persons in poverty	12.0%	U.S. = 11.1%
Persons without health insurance	5.9%	U.S. = 9.5%

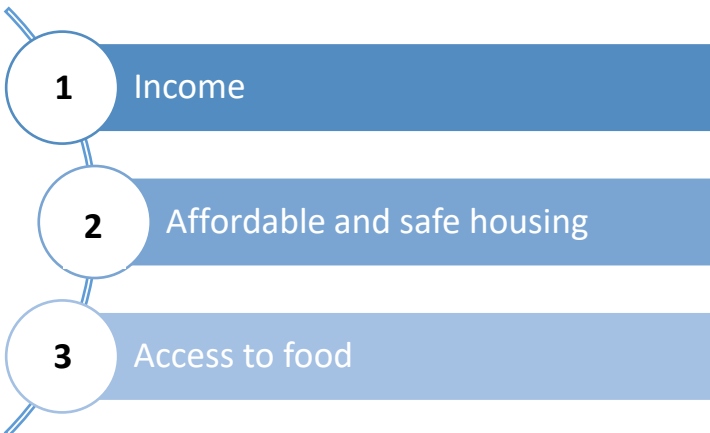
Sources: U.S. Census and County Health Rankings

## 2024 Sarah Bush Lincoln Community Health Needs Assessment Survey Results for Coles County

### Greatest needs in the community that impact people's health



### Social Determinants of health that most impact the health of people in the community



### Survey Participants

357 responses	Mostly female	Ages 18 and older
---------------	---------------	-------------------

### What can be done to address health care needs in your community?

- Increase the financial assistance threshold. Many middle class families don't go to the doctor due to costs, even if they have insurance, because of high deductible costs.
- Let the community know where to find the resources they need when they are unable to pay for healthcare.

### What prevents people from utilizing current resources available to them to address social determinants of health?

- Lack of knowledge about the resources and then no one to help assist them in reaching out and utilizing the resources.
- Fear of discrimination, lack of transportation, lack of motivation, work schedules, unaware of what is available to them.

## Coles County Demographics

Coles County population (2024):	46,423	
% Below 5 years of age	4.9%	U.S. = 5.5%
% Below 18 years of age	18.4%	U.S. = 21.7%
% Age 65 and older	19.0%	U.S. = 17.7%

Average life expectancy	75.3 years	U.S. = 77.1 years
% of adults who are smokers	17%	U.S. = 13%
% of adults who report heavy drinking	20%	U.S. = 17%
% of adults who are obese	39%	U.S. = 34%

White alone	91.9%	U.S. = 75.3%
African American alone	4.3%	U.S. = 13.7%
Two or more races	2.2%	U.S. = 3.1%
Hispanic	3.9%	U.S. = 19.5%

Households	20,335	
Owner-occupied housing rate	60.4%	U.S. = 65.0%
Median monthly costs with mortgage	\$1,210	U.S. = \$1,902
Median gross rent	\$793	U.S. = \$1,348

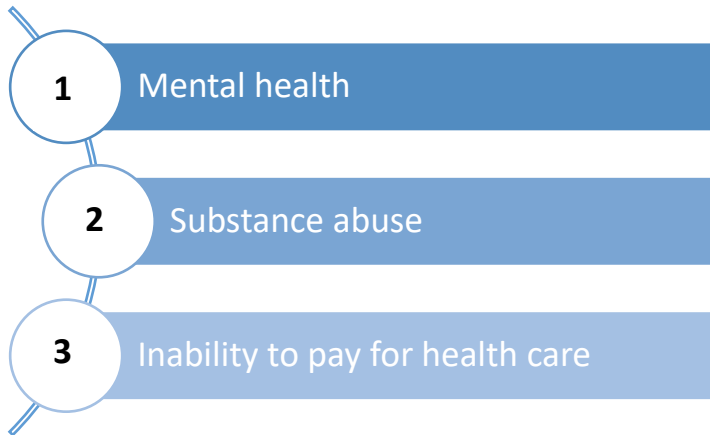
High school graduate or higher	91.5%	U.S. = 89.4%
Bachelor's degree or higher	27.1%	U.S. = 35.0%
Households with a computer	94.3%	U.S. = 94.8%
Households with broadband Internet	86.4%	U.S. = 89.7%

Median household income	\$56,040	U.S. = \$78,538
Per capita income	\$33,965	U.S. = \$43,289
% Persons in poverty	17.3%	U.S. = 11.1%
Persons without health insurance	6.6%	U.S. = 9.5%

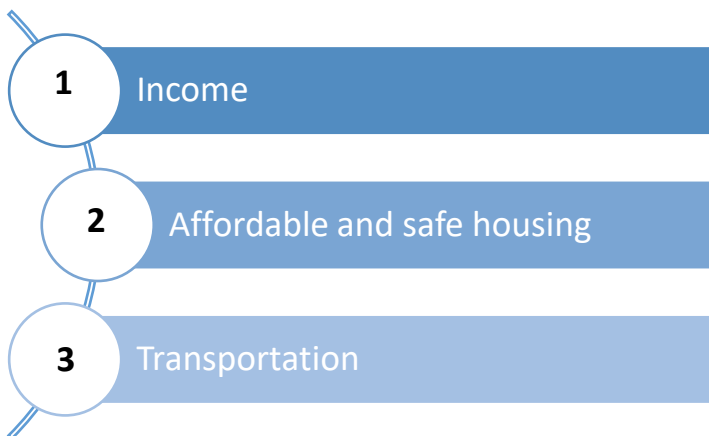
Sources: U.S. Census and County Health Rankings

## 2024 Sarah Bush Lincoln Community Health Needs Assessment Survey Results for Cumberland County

### Greatest needs in the community that impact people's health



### Social Determinants of health that most impact the health of people in the community



### Survey Participants

68  
responses

Mostly  
female

Ages  
18 and  
older

### What can be done to address health care needs in your community?

- Emphasis on management of chronic disease. Change people's mindset to own their own health.
- Additional primary care and mental health providers.
- Offer more financial programs to lower income families for healthcare services.

### What prevents people from utilizing current resources available to them to address social determinants of health?

- Knowledge of available resources and contact information.
- Transportation.
- The YMCA is a great addition to Toledo, but most cannot afford it.

## Cumberland County Demographics

<b>Cumberland County population (2024):</b>	<b>10,305</b>	
% Below 5 years of age	5.5%	U.S. = 5.5%
% Below 18 years of age	22.1%	U.S. = 21.7%
% Age 65 and older	21.8%	U.S. = 17.7%

Average life expectancy	77.1 years	U.S. = 77.1 years
% of adults who are smokers	17%	U.S. = 13%
% of adults who report heavy drinking	21%	U.S. = 17%
% of adults who are obese	37%	U.S. = 34%

White alone	96.8%	U.S. = 75.3%
African American alone	0.7%	U.S. = 13.7%
Two or more races	1.4%	U.S. = 3.1%
Hispanic	1.4%	U.S. = 19.5%

Households	4,180	
Owner-occupied housing rate	83.5%	U.S. = 65.0%
Median monthly costs with mortgage	\$1,175	U.S. = \$1,902
Median gross rent	\$756	U.S. = \$1,348

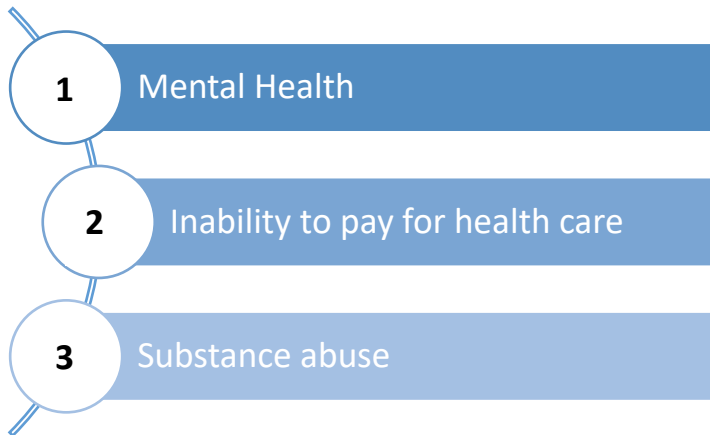
High school graduate or higher	93.9%	U.S. = 89.4%
Bachelor's degree or higher	18.6%	U.S. = 35.0%
Households with a computer	91.5%	U.S. = 94.8%
Households with broadband Internet	85.7%	U.S. = 89.7%

Median household income	\$69,826	U.S. = \$78,538
Per capita income	\$36,270	U.S. = \$43,289
% Persons in poverty	11.2%	U.S. = 11.1%
Persons without health insurance	5.0%	U.S. = 9.5%

Sources: U.S. Census and County Health Rankings

## 2024 Sarah Bush Lincoln Community Health Needs Assessment Survey Results for Douglas County

### Greatest needs in the community that impact people's health



### Social Determinants of health that most impact the health of people in the community



### Survey Participants

43  
responses

Mostly  
female

All ages

### What can be done to address health care needs in your community?

- More mental health and substance abuse treatment resources
- Education programs on nutrition, exercise for older adults, child development
- Improve access to care or transportation to other communities that offer outpatient services
- There are a lot of opportunities available, but people do not have the determination to make changes

### What prevents people from utilizing current resources available to them to address social determinants of health?

- Knowledge of the resources available
- Not understanding the process for accessing care
- People feel too proud to reach out for help
- Not understanding the crucial role social determinants of health play

## Douglas County Demographics

Douglas County population (2024):	19,824	
% Below 5 years of age	6.2%	U.S. = 5.6%
% Below 18 years of age	24.3%	U.S. = 21.7%
% Age 65 and older	19.1%	U.S. = 17.7%

Average life expectancy	77.6 years	U.S. = 77.1 years
% of adults who are smokers	19%	U.S. = 13%
% of adults who report heavy drinking	21%	U.S. = 17%
% of adults who are obese	37%	U.S. = 34%

White alone	96.0%	U.S. = 75.3%
African American alone	1.1%	U.S. = 13.7%
Two or more races	1.6%	U.S. = 3.1%
Hispanic	8.6%	U.S. = 19.5%

Households	7,821	
Owner-occupied housing rate	79.1%	U.S. = 65.0%
Median monthly costs with mortgage	\$1,272	U.S. = \$1,902
Median gross rent	\$818	U.S. = \$1,348

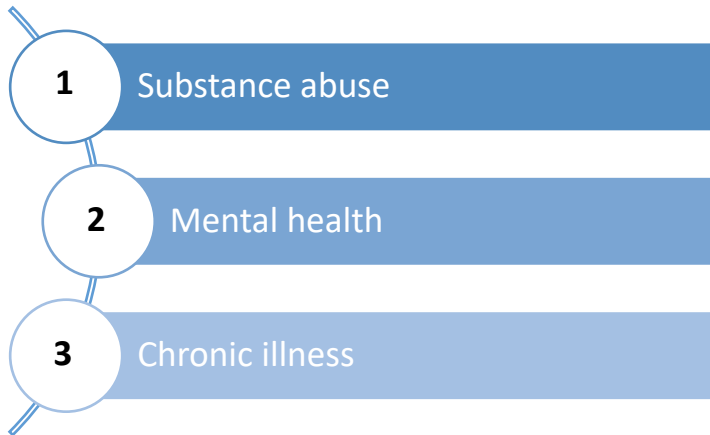
High school graduate or higher	86.1%	U.S. = 89.4%
Bachelor's degree or higher	20.2%	U.S. = 35.0%
Households with a computer	86.9%	U.S. = 94.8%
Households with broadband Internet	80.0%	U.S. = 89.7%

Median household income	\$74,186	U.S. = \$78,538
Per capita income	\$34,630	U.S. = \$43,289
% Persons in poverty	9.0%	U.S. = 11.1%
Persons without health insurance	11.6%	U.S. = 9.5%

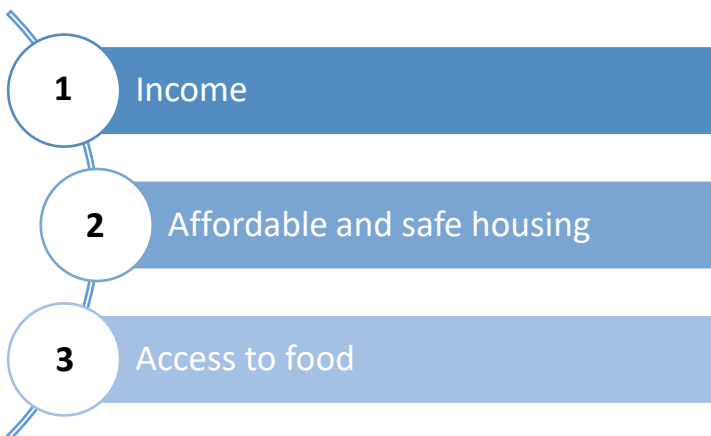
Sources: U.S. Census and County Health Rankings

## 2024 Sarah Bush Lincoln Community Health Needs Assessment Survey Results for Edgar County

### Greatest needs in the community that impact people's health



### Social Determinants of health that most impact the health of people in the community



### Survey Participants

21  
responses

Mostly  
female

Ages  
25 and  
older

### What can be done to address health care needs in your community?

- There is a major need for a drug rehab facility.
- Increased staffing and organizations to provide mental health services.
- Collect meds from community not used or partially used.
- Offer more free services.

### What prevents people from utilizing current resources available to them to address social determinants of health?

- Knowledge of the organizations, transportation and the desire for help.
- Most resources take money or are full. Resources are limited due to lack of participation.
- Apathy, depression.
- No daily newspaper, which is how the older generations used to receive local news and advertisements.



## Edgar County Demographics

Edgar County population (2024):	16,398	
% Below 5 years of age	4.7%	U.S. = 5.5%
% Below 18 years of age	19.6%	U.S. = 21.7%
% Age 65 and older	24.9%	U.S. = 17.7%

Average life expectancy	74.0 years	U.S. = 77.1 years
% of adults who are smokers	18%	U.S. = 13%
% of adults who report heavy drinking	21%	U.S. = 17%
% of adults who are obese	37%	U.S. = 34%

White alone	97.1%	U.S. = 75.3%
African American alone	0.9%	U.S. = 13.6%
Two or more races	1.1%	U.S. = 3.1%
Hispanic	1.7%	U.S. = 19.5%

Households	7,612	
Owner-occupied housing rate	72.7%	U.S. = 65.0%
Median monthly costs with mortgage	\$1,075	U.S. = \$1,902
Median gross rent	\$757	U.S. = \$1,348

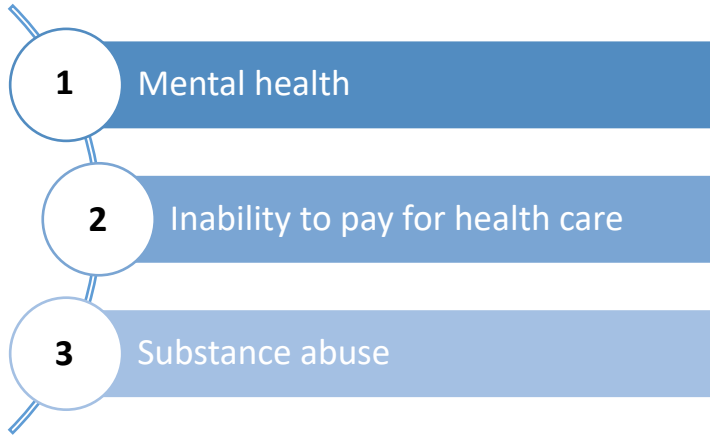
High school graduate or higher	90.1%	U.S. = 89.4%
Bachelor's degree or higher	20.1%	U.S. = 35.0%
Households with a computer	91.9%	U.S. = 94.8%
Households with broadband Internet	86.3%	U.S. = 89.7%

Median household income	\$56,909	U.S. = \$78,538
Per capita income	\$33,566	U.S. = \$43,289
% Persons in poverty	13.6%	U.S. = 11.1%
Persons without health insurance	6.2%	U.S. = 9.5%

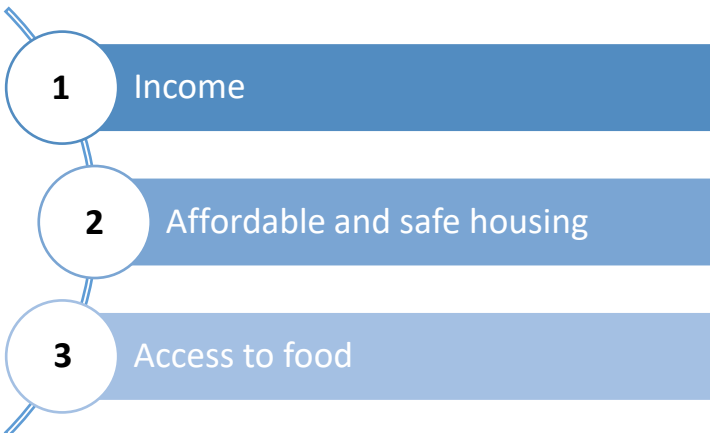
Sources: U.S. Census and County Health Rankings

## 2024 Sarah Bush Lincoln Community Health Needs Assessment Survey Results for Effingham County

### Greatest needs in the community that impact people's health



### Social Determinants of health that most impact the health of people in the community



Survey Participants		
142 responses	Mostly female	Ages 18 and older

### What can be done to address health care needs in your community?

- Convincing people to live healthier lives. Most health problems stem from poor nutrition, inactivity and decreased mental health caused from inactivity and a poor diet.
- More funding to assist with costs for the aging population that are "middle class" and do not qualify for state assistance but do not make enough to pay bills.

### What prevents people from utilizing current resources available to them to address social determinants of health?

- Lack of knowledge.
- Stigma associated with seeking care for mental health needs.
- Transportation, not being able to get to appointments.

## Effingham County Demographics

Effingham County population (2024):	34,602	
% Below 5 years of age	6.2%	U.S. = 5.5%
% Below 18 years of age	23.6%	U.S. = 21.7%
% Age 65 and older	19.3%	U.S. = 17.7%

Average life expectancy	77.4 years	U.S. = 77.1 years
% of adults who are smokers	14%	U.S. = 13%
% of adults who report heavy drinking	22%	U.S. = 17%
% of adults who are obese	36%	U.S. = 34%

White alone	97.2%	U.S. = 75.3%
African American alone	0.7%	U.S. = 13.7%
Two or more races	1.0%	U.S. = 3.1%
Hispanic	2.7%	U.S. = 19.5%

Households	14,030	
Owner-occupied housing rate	78.1%	U.S. = 65.0%
Median monthly costs with mortgage	\$1,405	U.S. = \$1,902
Median gross rent	\$734	U.S. = \$1,348

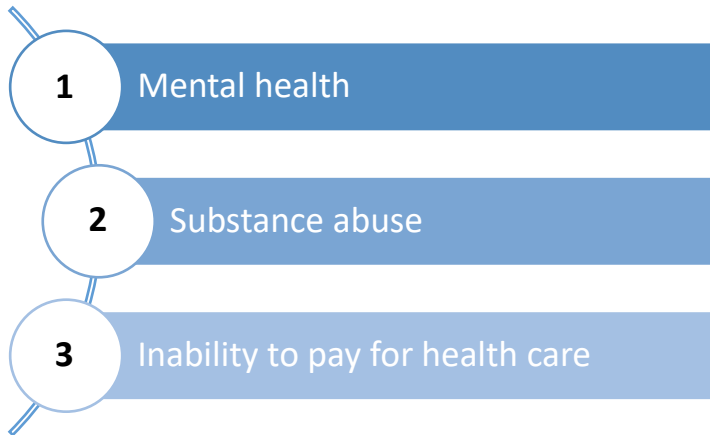
High school graduate or higher	93.2%	U.S. = 89.4%
Bachelor's degree or higher	26.0%	U.S. = 35.0%
Households with a computer	94.8%	U.S. = 94.8%
Households with broadband Internet	89.8%	U.S. = 89.7%

Median household income	\$75,380	U.S. = \$78,538
Per capita income	\$38,582	U.S. = \$43,289
% Persons in poverty	9.8%	U.S. = 11.1%
Persons without health insurance	4.8%	U.S. = 9.5%


Sources: U.S. Census and County Health Rankings

## 2024 Sarah Bush Lincoln Community Health Needs Assessment Survey Results for Fayette County

### Greatest needs in the community that impact people's health



### Social Determinants of health that most impact the health of people in the community



Survey Participants		
26 responses	Mostly female	Ages 25 and older

### What can be done to address health care needs in your community?

- Provide access to care for Fayette County for dental health and mental health care needs.
- A resource center or health navigators to help people find information on available health and human service programs.
- Healthy affordable food in place of fast food.
- Pediatric mental health specialists and therapists.

### What prevents people from utilizing current resources available to them to address social determinants of health?

- I don't think they are easily accessible and readily available.
- Pride, knowledge, embarrassment, apathy.

## Fayette County Demographics

Fayette County population (2024):	21,157	
% Below 5 years of age	4.9%	U.S. = 5.5%
% Below 18 years of age	19.7%	U.S. = 21.7%
% Age 65 and older	19.3%	U.S. = 17.7%

Average life expectancy	77.0 years	U.S. = 77.1 years
% of adults who are smokers	17%	U.S. = 13%
% of adults who report heavy drinking	21%	U.S. = 17%
% of adults who are obese	37%	U.S. = 34%

White alone	90.9%	U.S. = 75.3%
African American alone	7.0%	U.S. = 13.7%
Two or more races	1.2%	U.S. = 3.1%
Hispanic	3.0%	U.S. = 19.5%

Households	7,832	
Owner-occupied housing rate	80.2%	U.S. = 65.0%
Median monthly costs with mortgage	\$1,166	U.S. = \$1,902
Median gross rent	\$740	U.S. = \$1,348

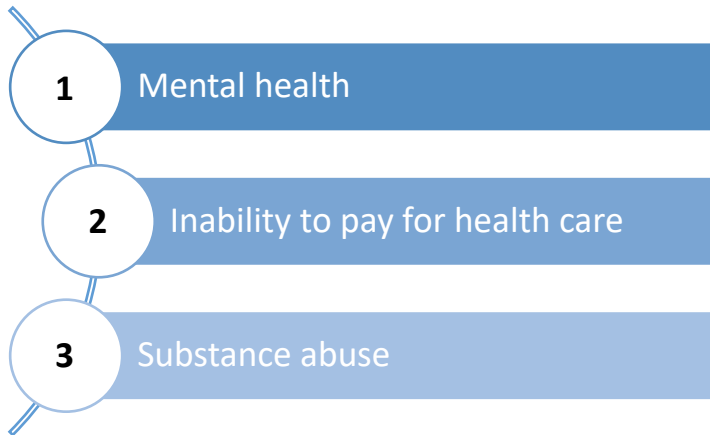
High school graduate or higher	87.3%	U.S. = 89.4%
Bachelor's degree or higher	16.6%	U.S. = 35.0%
Households with a computer	87.7%	U.S. = 94.8%
Households with broadband Internet	81.9%	U.S. = 89.7%

Median household income	\$57,113	U.S. = \$78,538
Per capita income	\$30,865	U.S. = \$43,289
% Persons in poverty	17.0%	U.S. = 11.1%
Persons without health insurance	7.6%	U.S. = 9.5%

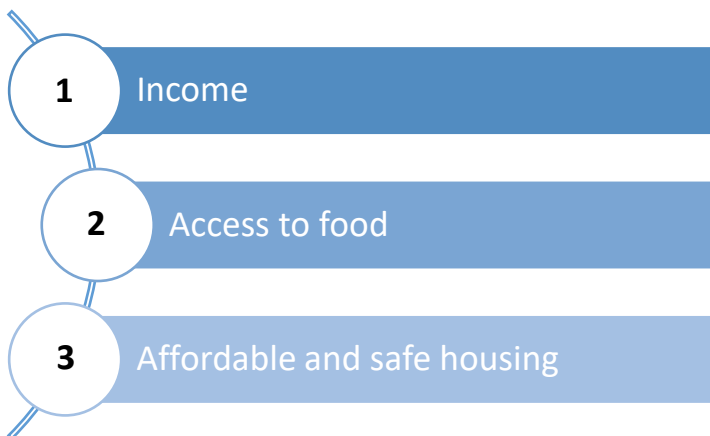
Sources: U.S. Census and County Health Rankings

## 2024 Sarah Bush Lincoln Community Health Needs Assessment Survey Results for Jasper County

### Greatest needs in the community that impact people's health



### Social Determinants of health that most impact the health of people in the community



### Survey Participants

23 responses	Mostly female	Ages 25 and older
-----------------	------------------	-------------------------

### What can be done to address health care needs in your community?

- We need more resources for mental health and substance abuse.
- More affordable options for daily healthcare needs.
- Diet and nutrition counseling and how to prepare healthy affordable meals.

### What prevents people from utilizing current resources available to them to address social determinants of health?

- Lack of education regarding the resources available.
- Living in poverty conditions. Lack of transportation. Can't afford medical bills if not on Medicaid.
- Education in healthy behaviors and limited access to affordable exercise opportunities.

## Jasper County Demographics

Jasper County population (2024):	9,092	
% Below 5 years of age	5.6%	U.S. = 5.5%
% Below 18 years of age	22.6%	U.S. = 21.7%
% Age 65 and older	21.7%	U.S. = 17.7%

Average life expectancy	77.8 years	U.S. = 77.1 years
% of adults who are smokers	15%	U.S. = 13%
% of adults who report heavy drinking	22%	U.S. = 17%
% of adults who are obese	35%	U.S. = 34%

White alone	97.8%	U.S. = 75.3%
African American alone	0.6%	U.S. = 13.7%
Two or more races	0.8%	U.S. = 3.1%
Hispanic	1.4%	U.S. = 19.5%

Households	3,766	
Owner-occupied housing rate	82.8%	U.S. = 65.0%
Median monthly costs with mortgage	\$1,296	U.S. = \$1,902
Median gross rent	\$766	U.S. = \$1,348

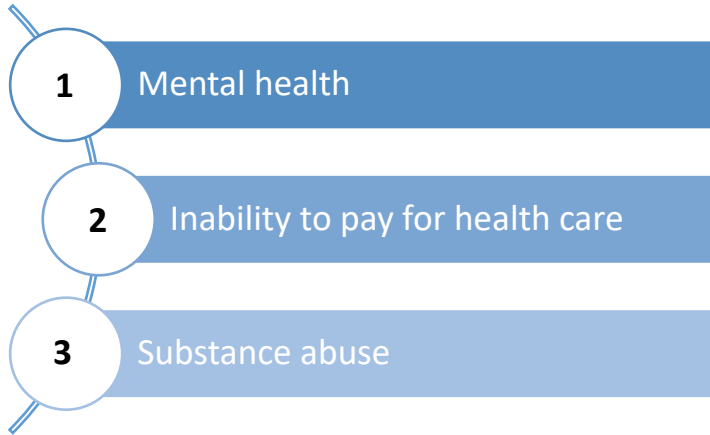
High school graduate or higher	93.1%	U.S. = 89.4%
Bachelor's degree or higher	20.6%	U.S. = 35.0%
Households with a computer	94.7%	U.S. = 94.8%
Households with broadband Internet	88.4%	U.S. = 89.7%

Median household income	\$71,094	U.S. = \$78,538
Per capita income	\$36,847	U.S. = \$43,289
% Persons in poverty	9.4%	U.S. = 11.1%
Persons without health insurance	6.0%	U.S. = 9.5%

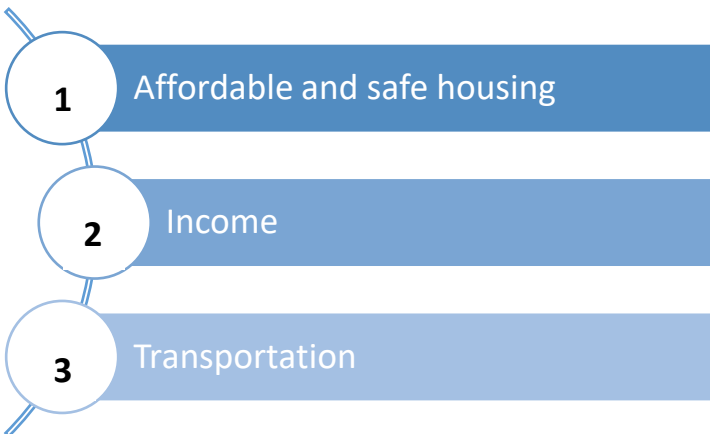
Sources: U.S. Census and County Health Rankings

## 2024 Sarah Bush Lincoln Community Health Needs Assessment Survey Results for Moultrie County

### Greatest needs in the community that impact people's health



### Social Determinants of health that most impact the health of people in the community



Survey Participants		
38 responses	Mostly female	Ages 18-64

### What can be done to address health care needs in your community?

- Healthcare needs to be more affordable for all.
- Access to treatment/housing/economic independence and stability.
- Increase mental health/substance abuse awareness and services.
- Educate children starting at a young age how to handle emotions and stress.

### What prevents people from utilizing current resources available to them to address social determinants of health?

- Lack of knowledge of resources available.
- The poor that are in the community are so down and out they are worn by their circumstances to even reach for care.
- We can treat effects of drug abuse but without proper after care we can't expect to see change.



## Moultrie County Demographics

Moultrie County population (2024):	14,365	
% Below 5 years of age	5.8%	U.S. = 5.6%
% Below 18 years of age	24.8%	U.S. = 21.7%
% Age 65 and older	21.7%	U.S. = 17.7%

Average life expectancy	75.0 years	U.S. = 77.1 years
% of adults who are smokers	17%	U.S. = 13%
% of adults who report heavy drinking	21%	U.S. = 17%
% of adults who are obese	36%	U.S. = 34%

White alone	97.2%	U.S. = 75.3%
African American alone	1.0%	U.S. = 13.7%
Two or more races	1.1%	U.S. = 3.1%
Hispanic	1.8%	U.S. = 19.5%

Households	5,822	
Owner-occupied housing rate	77.4%	U.S. = 65.0%
Median monthly costs with mortgage	\$1,169	U.S. = \$1,902
Median gross rent	\$773	U.S. = \$1,348

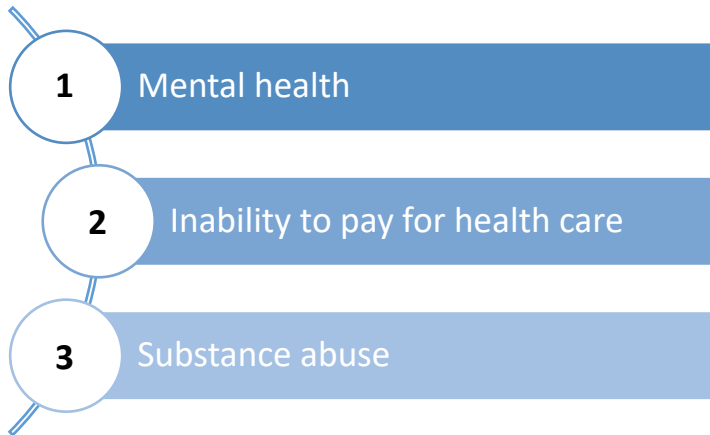
High school graduate or higher	85.7%	U.S. = 89.4%
Bachelor's degree or higher	18.8%	U.S. = 35.0%
Households with a computer	89.3%	U.S. = 94.8%
Households with broadband Internet	81.1%	U.S. = 89.7%

Median household income	\$71,676	U.S. = \$78,538
Per capita income	\$35,896	U.S. = \$43,289
% Persons in poverty	11.0%	U.S. = 11.1%
Persons without health insurance	8.7%	U.S. = 9.5%

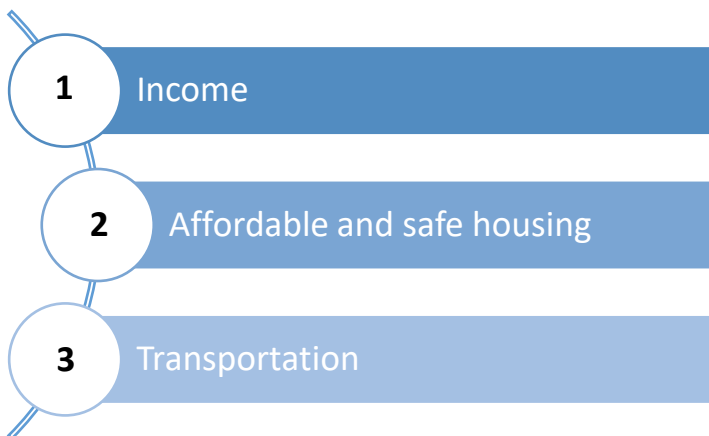
Sources: U.S. Census and County Health Rankings

## 2024 Sarah Bush Lincoln Community Health Needs Assessment Survey Results for Shelby County

### Greatest needs in the community that impact people's health



### Social Determinants of health that most impact the health of people in the community



### Survey Participants

47  
responses

Mostly  
female

Ages  
25-64

### What can be done to address health care needs in your community?

- Stressing the benefits of healthy lifestyles. Provide encouragement/support to make behavioral changes.
- Hiring more mental health professionals, social workers, counselors and primary care providers.
- Lower the cost and better insurance.

### What prevents people from utilizing current resources available to them to address social determinants of health?

- Access to these services and knowledge that these services exist. As providers, we are not always informed of these organizations.
- Transportation, apathy, lack of motivation, comfort in asking for assistance, cost/finances/funding.

## Shelby County Demographics

Shelby County population (2024):	20,542	
% Below 5 years of age	5.0%	U.S. = 5.5%
% Below 18 years of age	21.1%	U.S. = 21.7%
% Age 65 and older	24.5%	U.S. = 17.7%

Average life expectancy	77.1 years	U.S. = 77.1 years
% of adults who are smokers	20%	U.S. = 13%
% of adults who report heavy drinking	21%	U.S. = 17%
% of adults who are obese	37%	U.S. = 34%

White alone	97.5%	U.S. = 75.3%
African American alone	0.7%	U.S. = 13.7%
Two or more races	1.1%	U.S. = 3.1%
Hispanic	1.3%	U.S. = 19.5%

Households	8,795	
Owner-occupied housing rate	78.5%	U.S. = 65.0%
Median monthly costs with mortgage	\$1,202	U.S. = \$1,902
Median gross rent	\$762	U.S. = \$1,348

High school graduate or higher	94.5%	U.S. = 89.4%
Bachelor's degree or higher	17.6%	U.S. = 35.0%
Households with a computer	90.7%	U.S. = 94.8%
Households with broadband Internet	86.2%	U.S. = 89.7%

Median household income	\$68,457	U.S. = \$78,538
Per capita income	\$33,372	U.S. = \$43,289
% Persons in poverty	10.6%	U.S. = 11.1%
Persons without health insurance	5.7%	U.S. = 9.5%

Sources: U.S. Census and County Health Rankings

## Sarah Bush Lincoln

### 2024 Community Health Needs Assessment

#### Acknowledgements

Marsha Haldorsen  
Director, Sarah Bush Lincoln Planning and Business Development

Laura Bollan  
Director, Sarah Bush Lincoln Healthy Communities

Miranda Moody  
Educator, Sarah Bush Lincoln Healthy Communities

#### Interns

Tobi Akingbesote, Eastern Illinois University Public Health  
Zaphirah Chin, University of Illinois College of Medicine  
Caitlin Harrison, Eastern Illinois University Public Health  
Prem Patel, University of Illinois College of Applied Health Sciences

Thank you to the over 800 people who provided input via the online survey and community boards.

For more information, contact:

Jenny Osborn, Sarah Bush Lincoln Communications Director  
217.258.2424  
[josborn@sblhs.org](mailto:josborn@sblhs.org)

Thank you to the following individuals who participated in our community meetings throughout the Sarah Bush Lincoln service area in April-May 2024:

- Kaity Aakins, *Villas of Hollybrook*
- Catherine Bailey, *Effingham County Health Department*
- Randi Bohannon, *Horizon Health Edgar County Hospital*
- Kayli Borntrager, *Birth to Five Illinois*
- Ceili Boylan, *Paris Public Library*
- Barbara Brown, *Sarah Bush Lincoln Peace Meal*
- Robyn Carr, *Children's Advocacy Center of East Central Illinois*
- Donelle Darling, *Cumberland County Health Department*
- Lauri DeRuiter-Willems, *Eastern Illinois University Public Health*
- Karen Dyer, *Sarah Bush Lincoln Fayette County Hospital*
- Kim Edwards, *Coles County Council on Aging*
- Kyra Graham, *Horizon Health Edgar County Hospital*
- Tammy Helm, *Birth to Five Illinois*
- Samantha Hicks, *Recovery Oriented System of Care (ROSC)*
- Carla Honselman, *Casey In Action*
- Jeannie Johnson, *Jasper County Health Department*
- Sheri Kannacher, *Martinsville Schools*
- Abigail Kauerauf, *Land of Lincoln Legal Aid*
- Amy Lange, *Cumberland Rehabilitation & Health Care Center*
- Dr. Aja Lystila, *Carle Health*
- Teresa Metzger, *Regional Office of Education*
- Lea Northam, *Community Member*
- Kat O'Brien, *Gateway Foundation*
- Lyndsey Reedy, *Effingham County Health Department*
- Shayla Stock, *Sarah Bush Lincoln Fayette County Hospital*
- Demi Titus, *Cumberland Rehabilitation & Health Care Center*
- Sandra Zumbahlen, *Jasper County Health Department*
- Sara Zumbahlen, *Newton Public Library*